

Service Manual

[TOP](#) [NEXT](#)

Order No. MD0006112C1

A2

Service Manual

AV Control Stereo Receiver



SA-DA10

Color

(K) ... Black Type

(N) ... Gold Type

PP ... U.S.A. and Canada



FM Tuner Section

Frequency range	87.9-107.9 MHz
Sensitivity	11.2 dBf (2•V, IHF'58)
50 dB quieting sensitivity	
MONO	18.3 dBf (4.5•V, IHF'58)
STEREO	38.3 dBf (45•V, IHF'58)
Total harmonic distortion	
MONO	0.2%
STEREO	0.3%
S/N	

MONO	73 dB
STEREO	67 dB
Frequency response	20 Hz-15 kHz,+1 dB, -2 dB
Alternate channel selectivity	65 dB
Capture ratio	1.5 dB
Image rejection at 98 MHz	40 dB
Spurious response rejection at 98 MHz	75 dB
AM suppression	50 dB
Stereo separation	
1 kHz	40 dB
10 kHz	30 dB
Antenna terminal	75Ω (unbalanced)

AM Tuner Section

Frequency range	530-1710 kHz
Sensitivity	20•V, 330•V/m
Selectivity	55 dB
IF rejection (at 1000 kHz)	50 dB

Video Section

Output voltage at 1 V input (unbalanced)	1±0.1 Vp-p
Maximum input voltage	1.5 Vp-p
Input/output impedance	75Ω

Amplifier Section

Rated minimum sine wave RMS power output	
20 Hz-20 kHz both channels driven	
0.09% total harmonic distortion	100 W per channel (6Ω)
1 kHz continuous power output both channels driven	
0.05% total harmonic distortion	105 W per channel (6Ω)
Total harmonic distortion	
rated power at 20 Hz-20 kHz	0.09% (6Ω)
half power at 1 kHz	0.03% (6Ω)
Power bandwidth	
both channels driven, -3 dB	10 Hz-70 kHz (6Ω, 0.9%)
Power output at the DVD 6CH operation	
20 Hz-20 kHz (each channels driven)	
0.09% total harmonic distortion	
Front	2 x 100 W (6Ω)
Center	100 W (6Ω)
Surround	2 x 100 W (6Ω)
Low frequency damping factor	30 (6Ω)
Load impedance	
Front	
A or B	4 - 8Ω
A and B	8Ω
BI-WIRE	6 - 8Ω
Center	6 - 8Ω
Surround	6 - 8Ω

Frequency response	
PHONO	RIAA standard curve±0.8 dB
CD, DVD, TV, VCR1, VCR2, VCR3, TAPE	10 Hz-100 kHz,±3 dB
Input sensitivity	
PHONO	0.4 mV (3 mV, IHF'66)
CD, DVD, TV, VCR1, VCR2, VCR3, TAPE	27 mV (200 mV, IHF'66)
S/N (IHF A) (VGCA ON)	
PHONO	80 dB (80 dB, IHF'66)
CD, DVD, TV, VCR1, VCR2, VCR3, TAPE	113 dB (IHF A, Rated Power, S=2 V)
	90 dB (100 dB, IHF'66)
Input impedance	
PHONO	47 kΩ
CD, DVD, TV, VCR1, VCR2, VCR3,TAPE	22 kΩ
Tone controls	
BASS	50 Hz,+10 to -10 dB
TREBLE	20 kHz,+10 to -10 dB
Subwoofer frequency response (-6 dB)	7 - 200 Hz
Digital input (OPTICAL)	CD, DVD, TV

General

Power supply	AC 120 V, 60 Hz
Power consumption	310 W
Dimensions (W x H x D)	430 x 180 x 370 mm (16-15/16" x 7-3/32" x 14-9/16")
Mass	12.7 kg (28.0 lb.)
Power consumption in standby mode:	1 W
DIN POWER (1 kHz T.H.D. 1%)	2 X 100W (6Ω)

Notes:

1. Specifications are subject to change without notice./Mass and dimensions are approximate.
2. Total harmonic distortion is measured by the digital spectrum analyzer.

* Manufactured under license from Dolby Laboratories."Dolby", "Pro Logic" and the double-D simbol are trademarks of Dolby Laboratories.

** Manufactured under license from Digital Theater System."DTS" and"DTS Digital Surround" are trademarks of Digital Theater Syatem.

© 2000 Matsushita Electronics (S) Pte. Ltd. All rights reserved. Unauthorized copying and distribution is a violation of law.

⚠ WARNING

This service information is designed for experienced repair technicians only and is not designed for use by the general public. It does not contain warnings or cautions to advise non-technical individuals of potential dangers in attempting to service a product. Products powered by electricity should be serviced or repaired only by experienced professional technicians. Any attempt to service or repair the product or products dealt with in this service information by anyone else could result in serious injury or death.

Technics®

•@

[TOP NEXT](#)

Table Of Contents

[COVER](#)

[1 Safety Precaution](#)

[2 Before Repair and Adjustment](#)

[3 Protection Circuitry](#)

[4 Accessories](#)

[5 Front Panel Controls](#)

[5.1 Front Panel](#)

[5.2 Remote Control](#)

[6 Operation Checks and Main Component Replacement Procedures](#)

[6.1 Checking Procedure for each major P.C.B.](#)

[6.2 Main Component Replacement Procedures](#)

[6.2.1 Replacement of the Power IC and Regulator Transistor](#)

[6.2.2 Installation of the bottom cover after replacement](#)

[7 Type Illustrations of ICs, Transistors& Diodes](#)

[8 Terminal Functions of ICs](#)

[9 Block Diagram](#)

[10 Schematic Diagram](#)

[11 Printed Circuit Board](#)

[12 Wiring Connection Diagram](#)

[13 Parts Location and Replacement Parts List](#)

[13.1 Cabinet](#)

[13.1.1 Cabinet Parts Location](#)

[13.1.2 Cabinet Parts List](#)

[13.2 Electrical Parts List](#)

[13.3 Packing Materials& Accessories Parts List](#)

[13.4 Packaging](#)

1 Safety Precaution

[TOP](#) [PREVIOUS](#) [NEXT](#)

(This “Safety Precaution” is applied only in U.S.A.)

1. Before servicing, unplug the power cord to prevent an electric shock.
2. When replacing parts, use only manufacturer’s recommended components for safety.
3. Check the condition of the power cord. Replace if wear or damage is evident.
4. After servicing, be sure to restore the lead dress, insulation barriers, insulation papers, shields, etc.
5. Before returning the serviced equipment to the customer, be sure to make the following insulation resistance test to prevent the customer from being exposed to a shock hazard.

Insulation Resistance Test

1. Unplug the power cord and short the two prongs of the plug with a jumper wire.
2. Turn on the power switch.
3. Measure the resistance value with ohmmeter between the jumper AC plug and each exposed metal cabinet part, such as screw heads, antenna, control shafts, handle brackets, etc. Equipment with antenna terminals should read between $3M\Omega$ and $5.2M\Omega$ to all exposed parts*. (Fig 1)
Equipment without antenna terminals should read approximately infinity to all exposed parts. (Fig 2)

*Note: Some exposed parts may be isolated from the chassis by design. These will read infinity.

4. If the measurement is outside the specified limits, there is a possibility of a shock hazard. The equipment should be repaired and rechecked before it is returned to the customer.

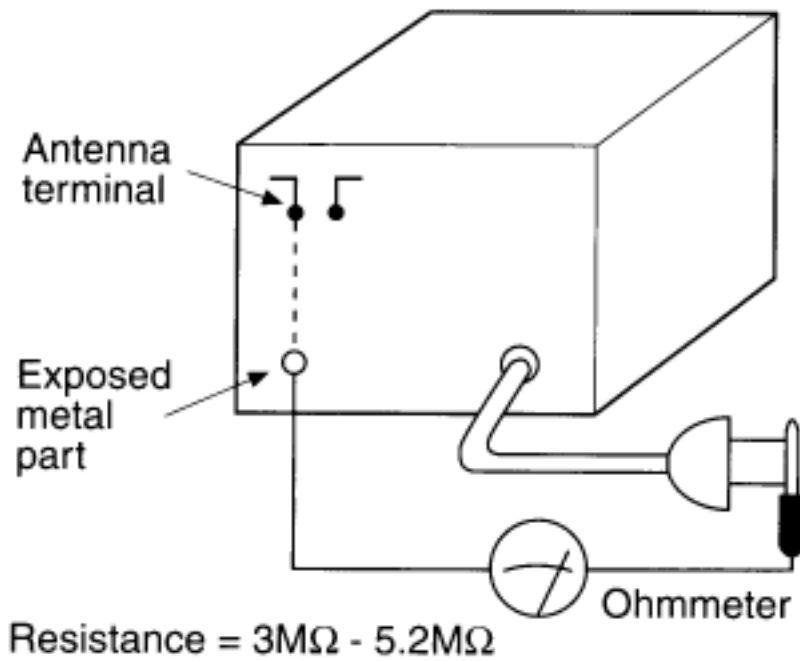


Fig. 1

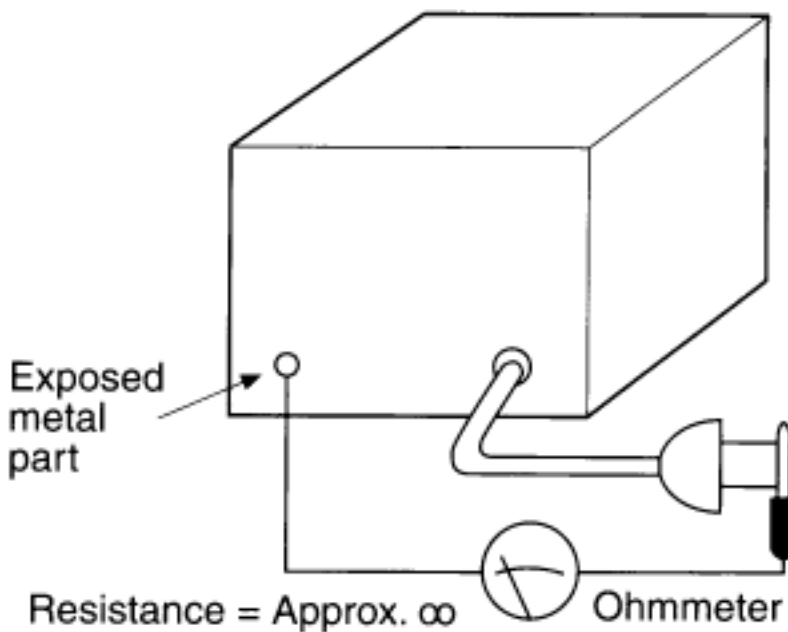


Fig. 2

•@

[TOP](#) [PREVIOUS](#) [NEXT](#)

2 Before Repair and Adjustment

[TOP](#) [PREVIOUS](#) [NEXT](#)

Disconnect AC power, discharge Power Supply Capacitors C1702 through a 10 Ω , 5 W resistor to ground. DO NOT SHORT-CIRCUIT DIRECTLY (with a screw driver blade, for instance), as this may destroy solid state devices.

After repairs are completed, restore power gradually using a variac, to avoid over current.

Current consumption at AC 120 V, 60 Hz in NO SIGNAL mode should be 750~1050 mA.

•@

[TOP](#) [PREVIOUS](#) [NEXT](#)

3 Protection Circuitry

[TOP](#) [PREVIOUS](#) [NEXT](#)

The protection circuitry may have operated if either of the following conditions are noticed:

No sound is heard when the power is turned on.

Stops during a performance.

The function of this circuitry is to prevent circuitry damage if, for example, the positive and negative speaker connection wires are “shorted”, or if speaker systems with an impedance less than the indicated rated impedance of the amplifier are used.

If this occurs, follow the procedure outlines below:

1. Turn off the power.
2. Determine the cause of the problem and correct it.
3. Turn on the power once again after one minute.

Note:

When the protection circuitry functions, the unit will not operate unless the power is first turned off and then on again.

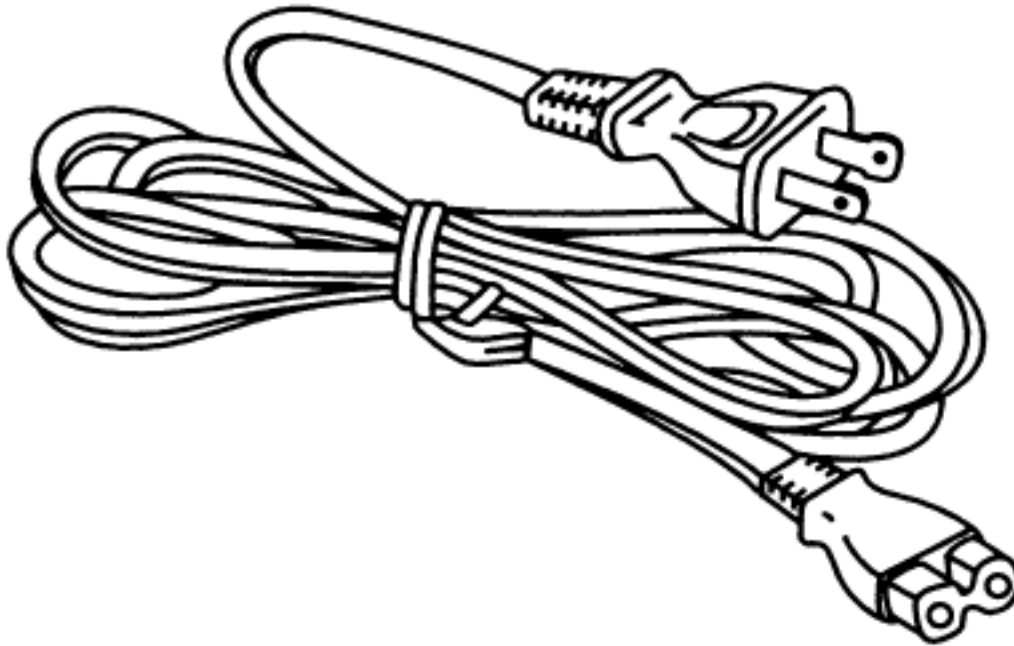
•@

[TOP](#) [PREVIOUS](#) [NEXT](#)

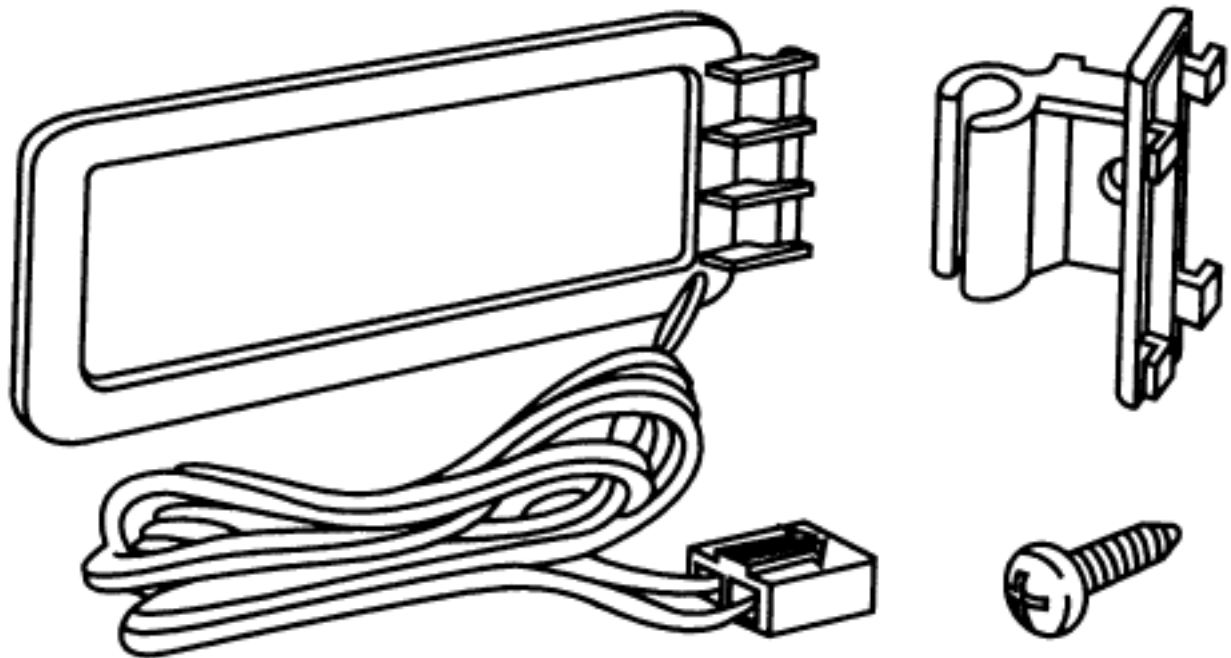
4 Accessories

[TOP](#) [PREVIOUS](#) [NEXT](#)

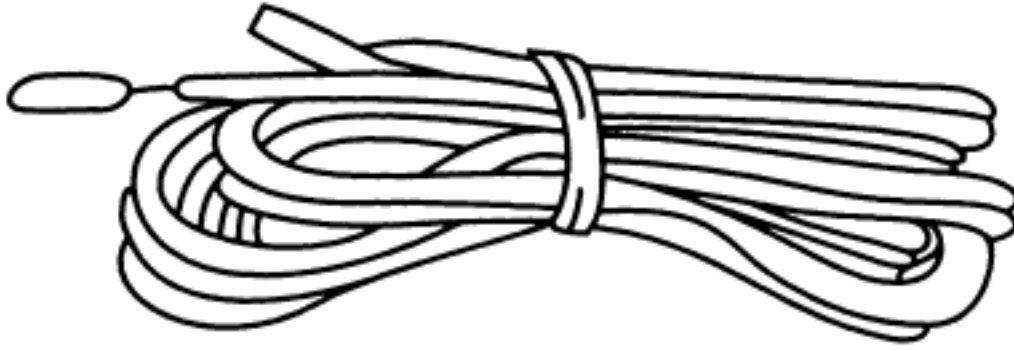
AC power supply cord... 1 pc.



AM Loop Antenna Set/... 1 set.



FM Indoor Antenna... 1 pc.



Remote Control/Transmitter... 1 pc.



•@

[TOP](#) [PREVIOUS](#) [NEXT](#)

5 Front Panel Controls

[TOP](#) [PREVIOUS](#) [NEXT](#)

[5.1 Front Panel](#)

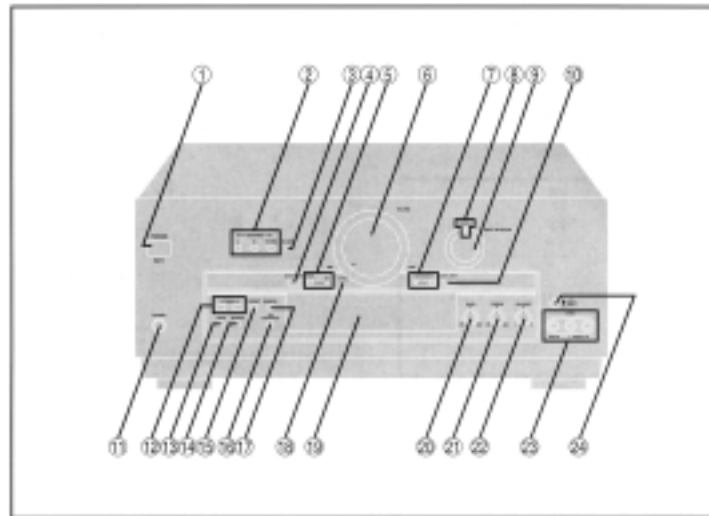
[5.2 Remote Control](#)

•@

[TOP](#) [PREVIOUS](#) [NEXT](#)

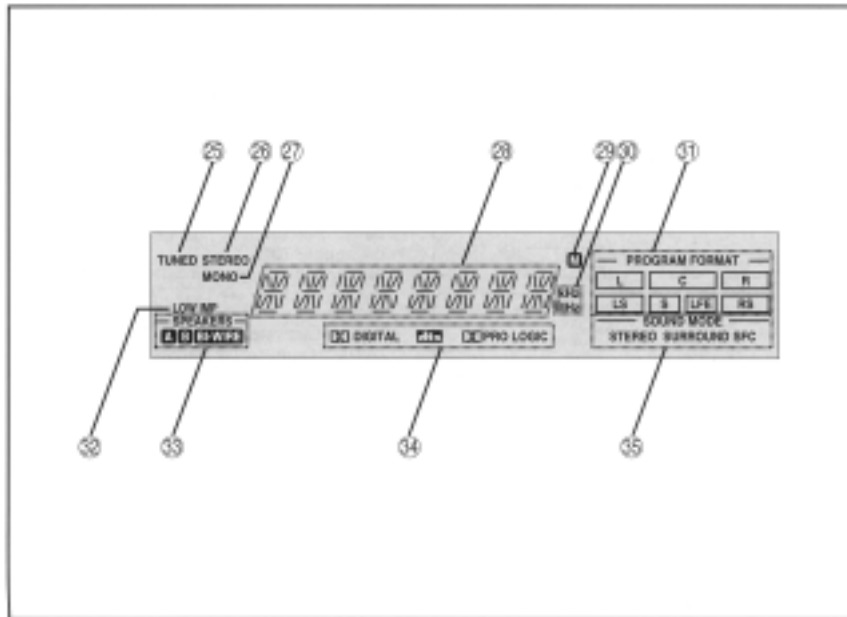
5.1 Front Panel

[TOP](#) [PREVIOUS](#) [NEXT](#)







Main unit

No.	Name	No.	Name
①	Power \odot / \otimes switch (POWER, \odot / \otimes) Press to switch the unit from on to standby mode or vice versa. In standby mode, the unit is still consuming a small amount of power.	⑪	Headphones jack (PHONES)
②	Speaker select buttons (SPEAKERS, A, B, BI-AMP)	⑫	Tuning buttons (TUNING \vee , \wedge)
③	Bi-amp indicator (BI-AMP)	⑬	Band select button (BAND)
④	DVD 6CH input select button (DVD 6CH INPUT)	⑭	FM mode select button (FM MODE)
⑤	VQCA mode select button/indicator (VQCA, ON)	⑮	Preset channel button (PRESET)
⑥	Volume control (VOLUME)	⑯	DSP sound mode select button (DSP SOUND MODE)
⑦	Tape monitor button/indicator (TAPE MONITOR)	⑰	Memory button (MEMORY)
⑧	Digital input indicator (DIGITAL)	⑱	Via tone indicator (VIA TONE)
⑨	Input selector (INPUT SELECTOR)	⑲	Display section
⑩	Digital input select button (DIGITAL INPUT)	⑳	Bass control (BASS)
		㉑	Treble control (TREBLE)
		㉒	Balance control (BALANCE)
		㉓	VCR 3 terminals (VCR 3)
		㉔	VCR 2/VCR 3 select button (▲ VCR 2, ▼ VCR 3)



Display section

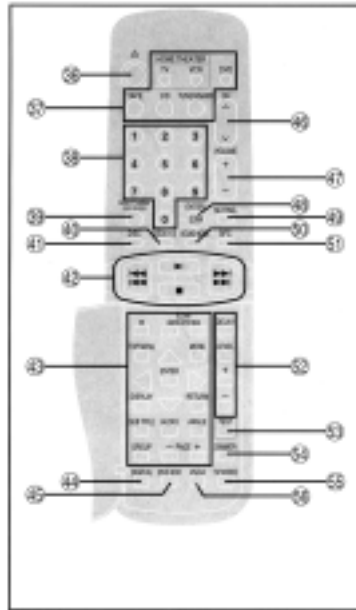
No.	Name	No.	Name
25	Tuned indicator (TUNED)	32	Low impedance indicator (LOW IMP)
26	Stereo indicator (STEREO)	33	Front speaker indicator (-SPEAKERS-, )
27	Monsural indicator (MONO)	34	Signal format indicators ( , )
28	Display	35	DSP sound mode indicators (SOUND MODE, STEREO, SURROUND, SFC)
29	Memory indicator ()		
30	Frequency unit indicator (kHz, MHz)		
31	Program format indicators (PROGRAM FORMAT, L, C, R, LS, S, LFE, RS)		

•@

[TOP](#) [PREVIOUS](#) [NEXT](#)

5.2 Remote Control

[TOP](#) [PREVIOUS](#) [NEXT](#)



- | No. | Name |
|-----|--|
| 1 | Power button () |
| 2 | Input select buttons (TV, VCR, DVD, TAPE, CD, TUNER/BAND) |
| 3 | Numbered buttons |
| 4 | Direct tuning/disc enter button (DIRECT TUNING/DISC ENTER) |
| 5 | Deck 1/2 select button (DECK 1/2) |
| 6 | Disc button (DISC) |
| 7 | Disc and deck operation buttons (FF / FF, P, R, PAUSE) |
| 8 | DVD player operation buttons |
| 9 | Digital input select button (DIGITAL) |
| 10 | DVD 6CH input select button (DVD 6CH) |
| 11 | Channel up/down buttons (CH, +/-) |
| 12 | Volume buttons (VOLUME, +/-) |
| 13 | Mute/enter button (MUTE, ENTER) |
| 14 | Muting button (MUTING) |
| 15 | DSP sound mode select button (SOUND MODE) |
| 16 | SFC mode select button (SFC) |
| 17 | Delay time/level adjust buttons (DELAY, LEVEL, +/-) |
| 18 | Test button (TEST) |
| 19 | Dimmer button (DIMMER) |
| 20 | TV/Video select button (TV/VIDEO) |
| 21 | VOCA button (VOCA) |

•@

[TOP](#) [PREVIOUS](#) [NEXT](#)

6 Operation Checks and Main Component Replacement Procedures

[TOP](#) [PREVIOUS](#) [NEXT](#)

“ATTENTION SERVICER”

Some chassis components maybe have sharp edges. Be careful when diassembling and servicing.

1. This section describes procedures for checking the operation of the major printed circuit boards and replacing the main components.
2. For reassembly after operation checks or replacement, reverse the respective procedures./Special reassembly procedures are described only when required.
3. Select items from the following index when checks or replacement are required.

Content

Checking Procedure for each major P.C.B.

..... P.g. 8~12

Main Component Replacement Procedures

1. Replacement of the Power IC and Regulator Transistor..... P.g. 13~14
2. Installation of the bottom cover after replacement..... P.g. 15

6.1 Checking Procedure for each major P.C.B.

6.2 Main Component Replacement Procedures

6.2.1 Replacement of the Power IC and Regulator Transistor

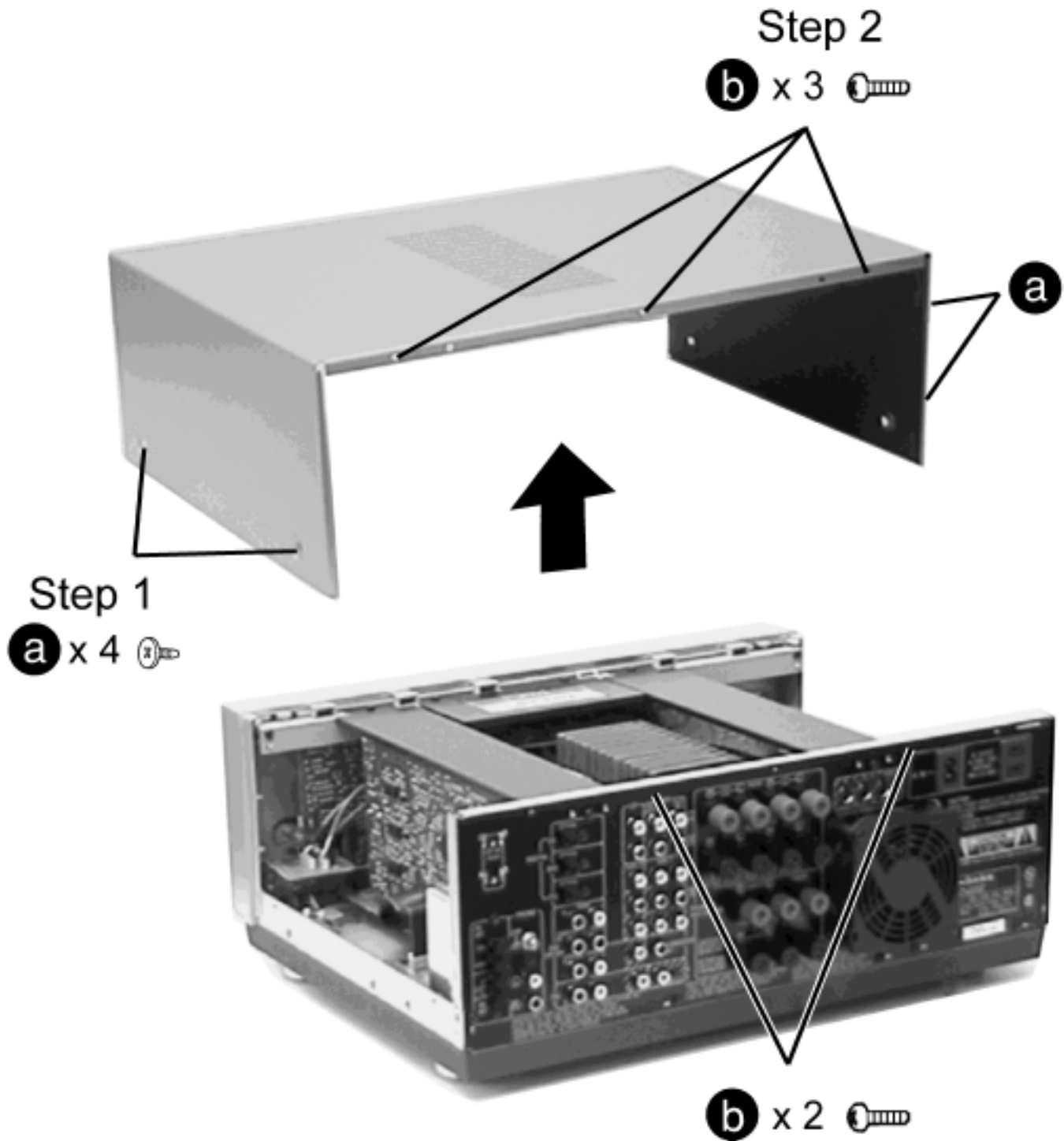
6.2.2 Installation of the bottom cover after replacement

•@

[TOP](#) [PREVIOUS](#) [NEXT](#)


6.1 Checking Procedure for each major P.C.B.


[TOP](#) [PREVIOUS](#) [NEXT](#)



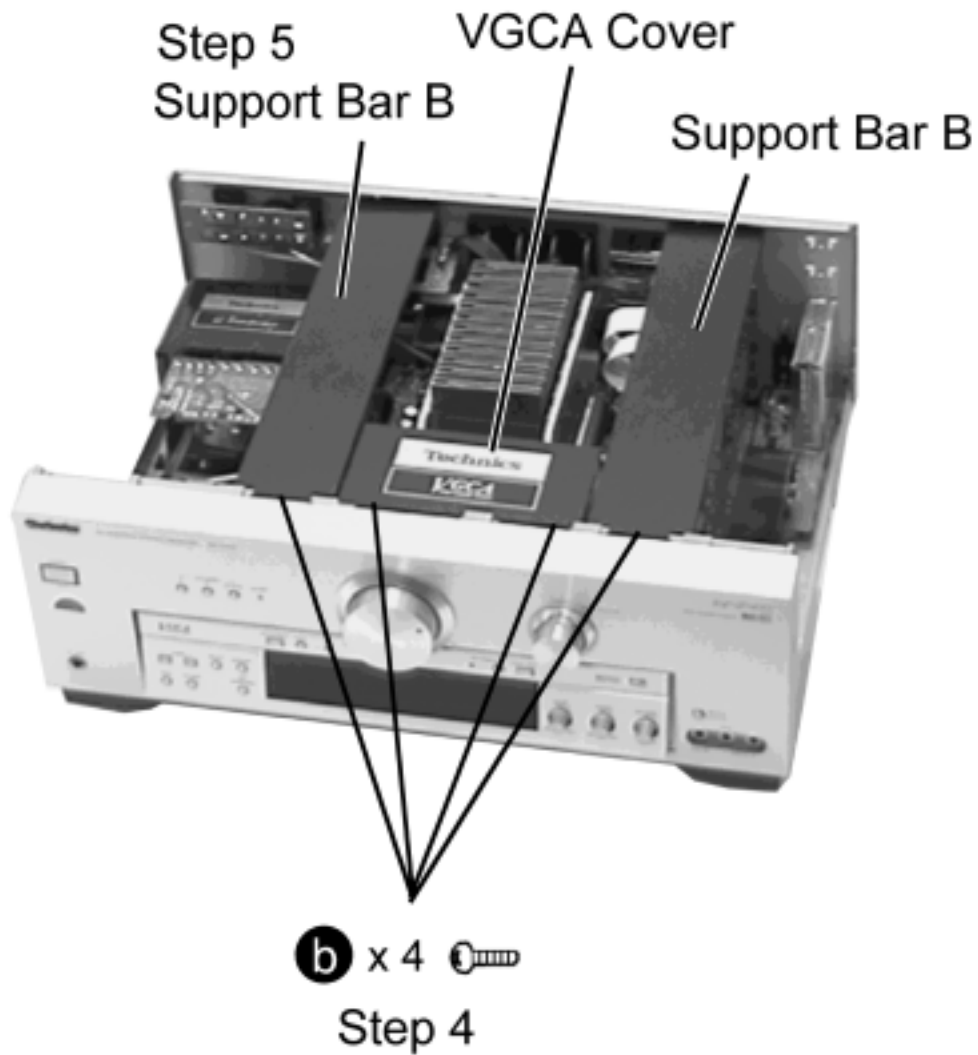
[Step 1](#) & [Step 2](#) Unscrew and remove top cabinet as shown.

Step 3

b x 4 




Step 3 Remove all the screws.



Step 4 Remove all the screws.

Step 5 Remove the two support bars and VGCA cover.




Step 6 Release the connectors CP451 and CP506.

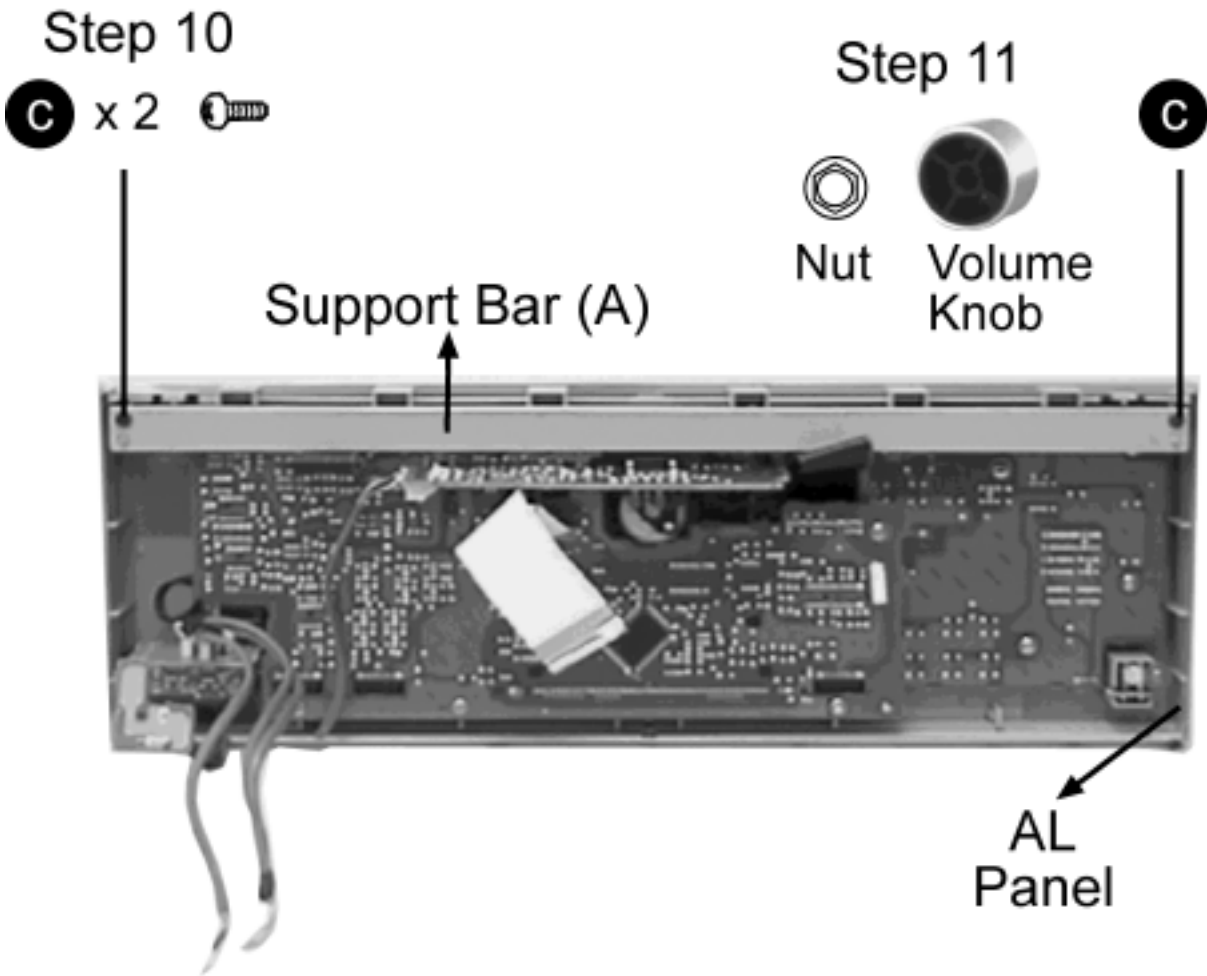
Step 7 Remove the screw.



[Step 8](#) Release the connectors CN351 and CP353.

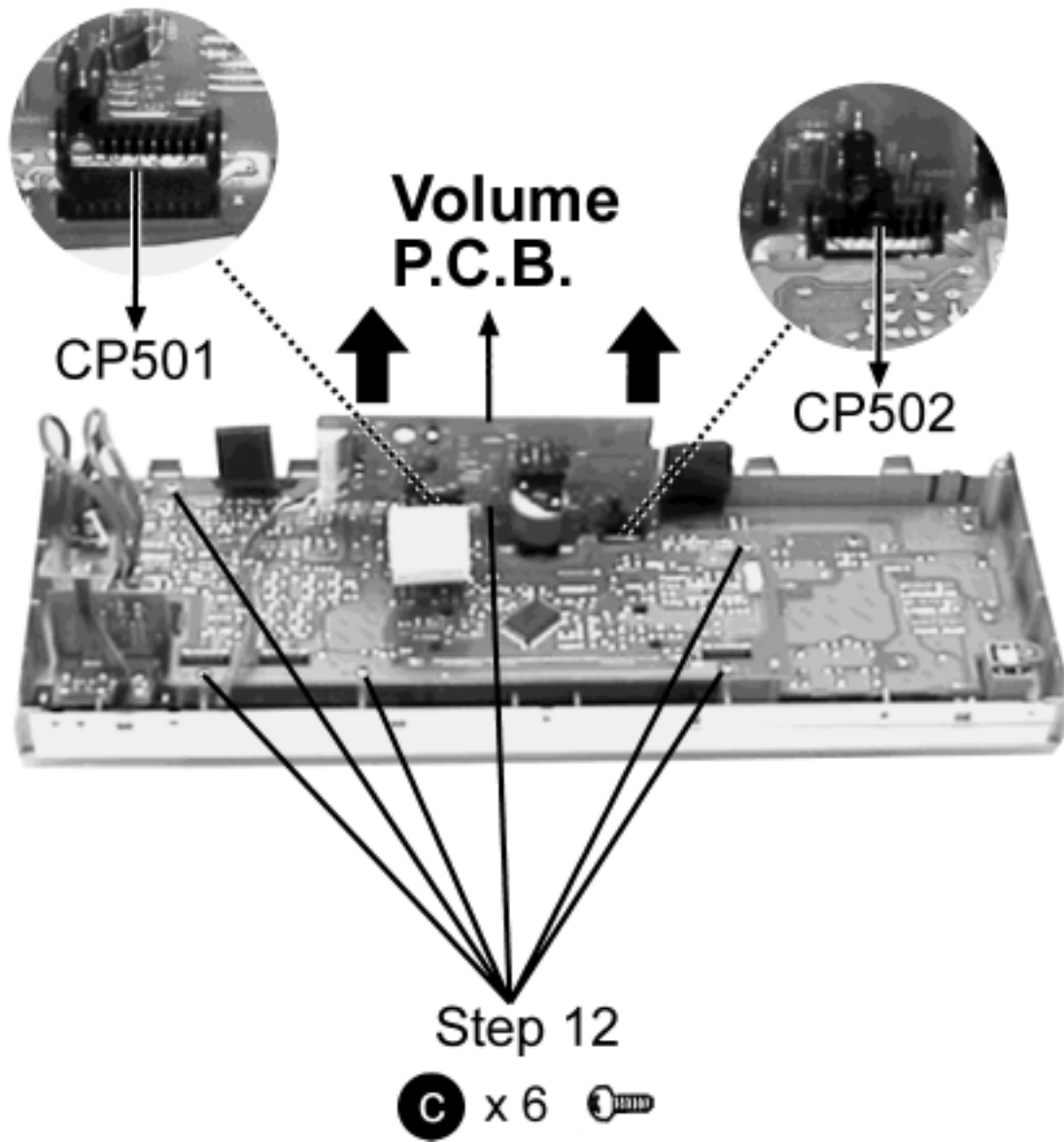


[Step 9](#) Release the flat cable from CN901B./Take note of CN504, CN505 and CN902.

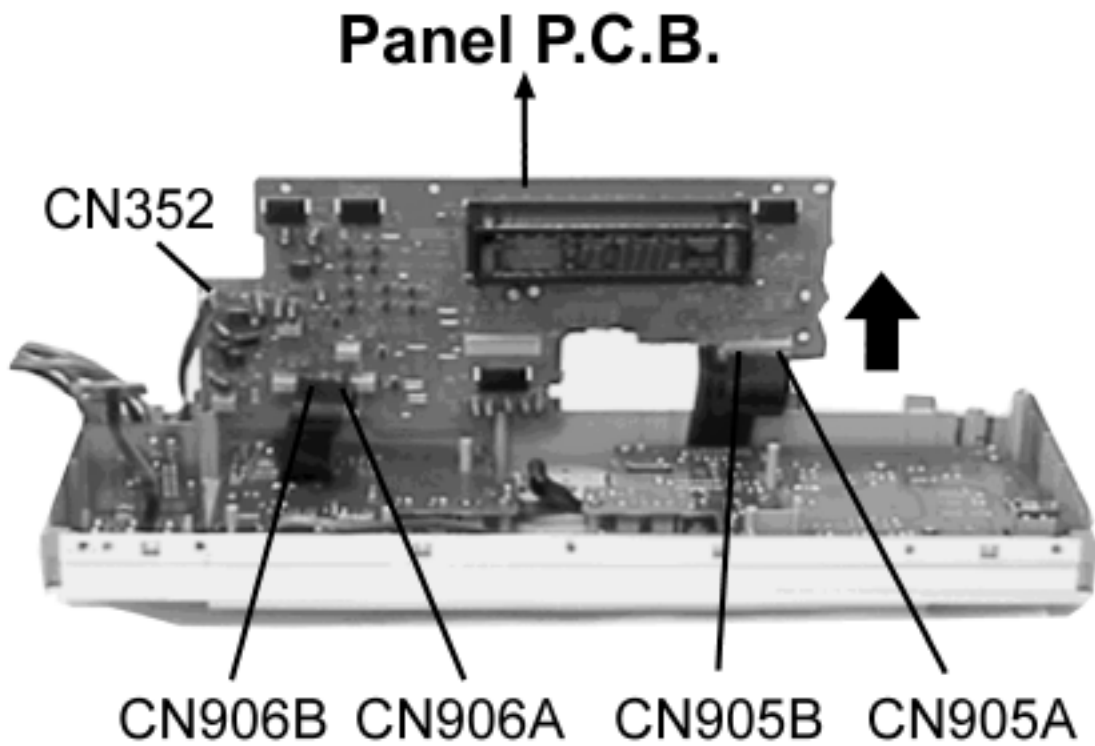


Step 10 Remove all the screws and support bar (A).

Step 11 Unscrew the nut from AL Panel and remove the Volume Knob.



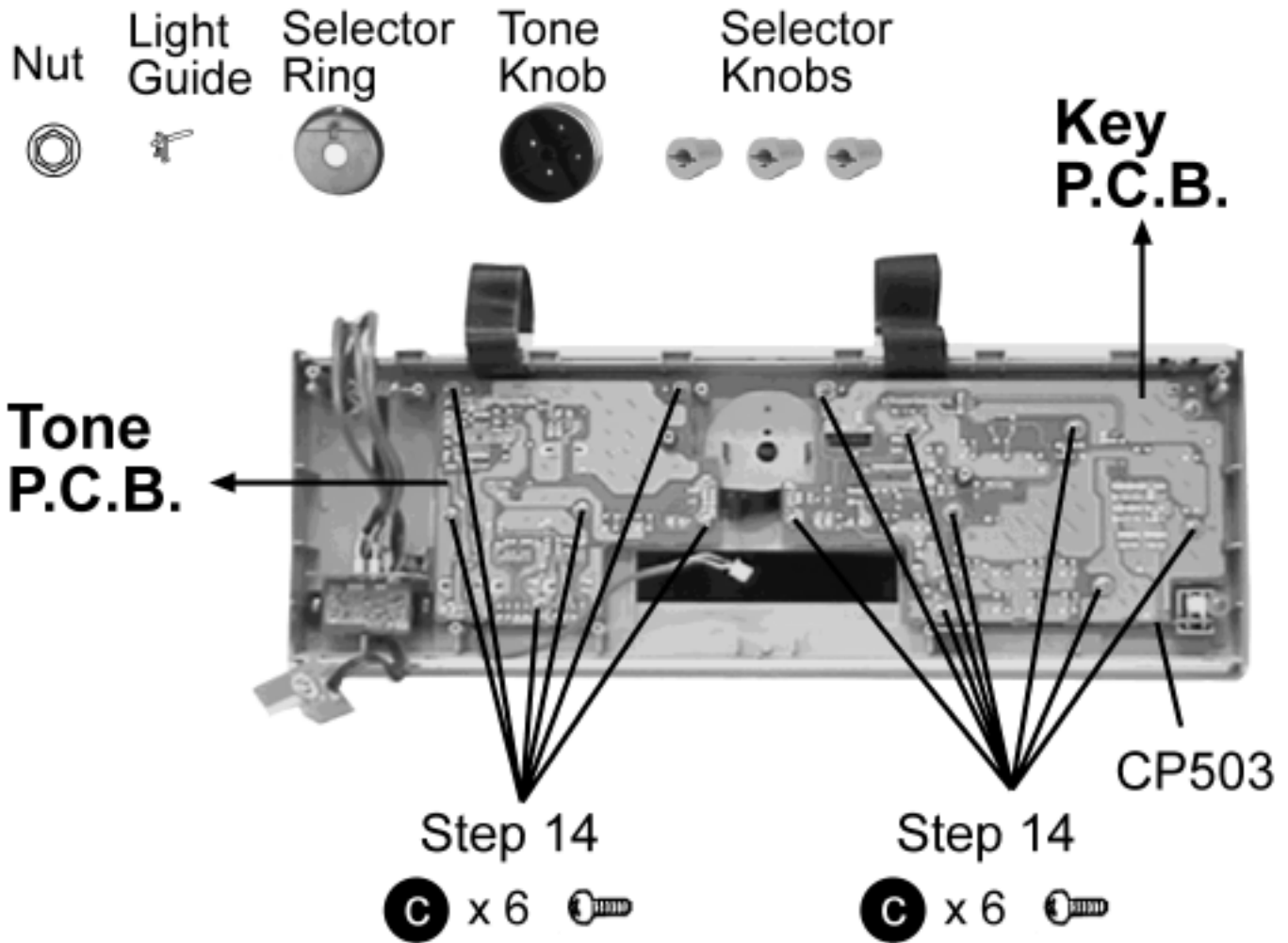
Step 12 Remove all the screws and pull the Volume P.C.B. up as shown./Take note of CP501 and CP502.



Step 13

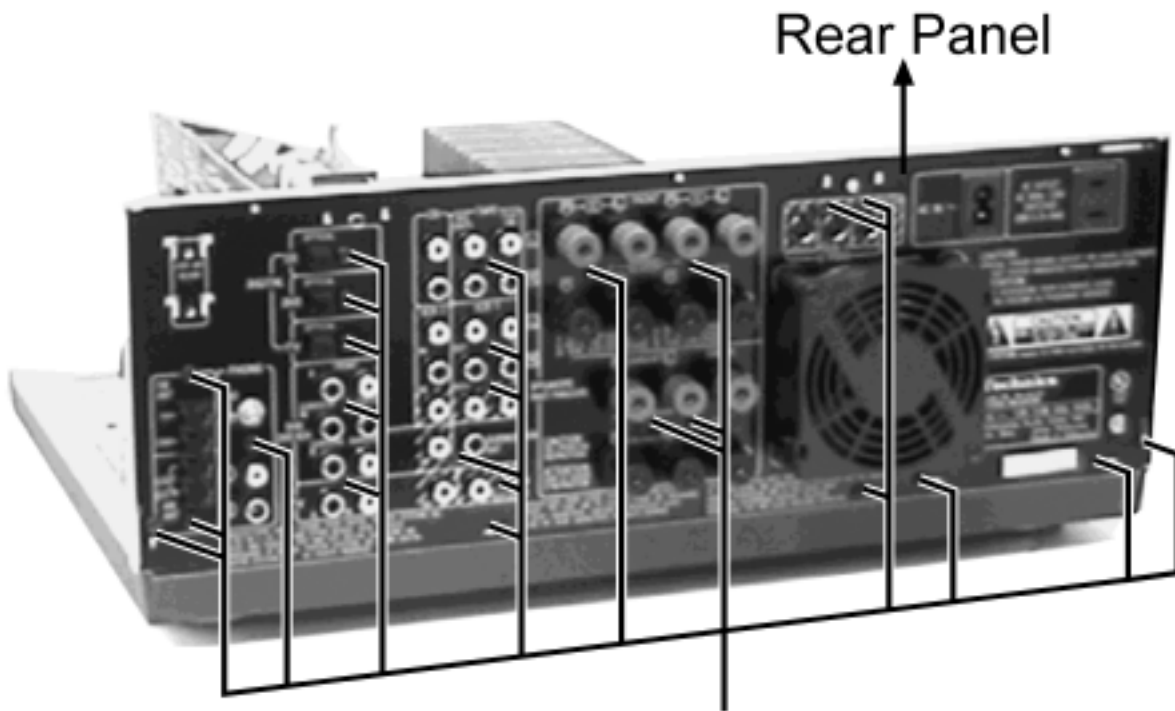
[Step 13](#) Lift up Panel P.C.B. and remove all connectors.


Step 15



[Step 14](#) Remove all the screws.


[Step 15](#) Remove Selector Knobs, Tone Knob, Selector Ring, Light Guide and unscrew the nut./Take note of CP503.



b x 25 

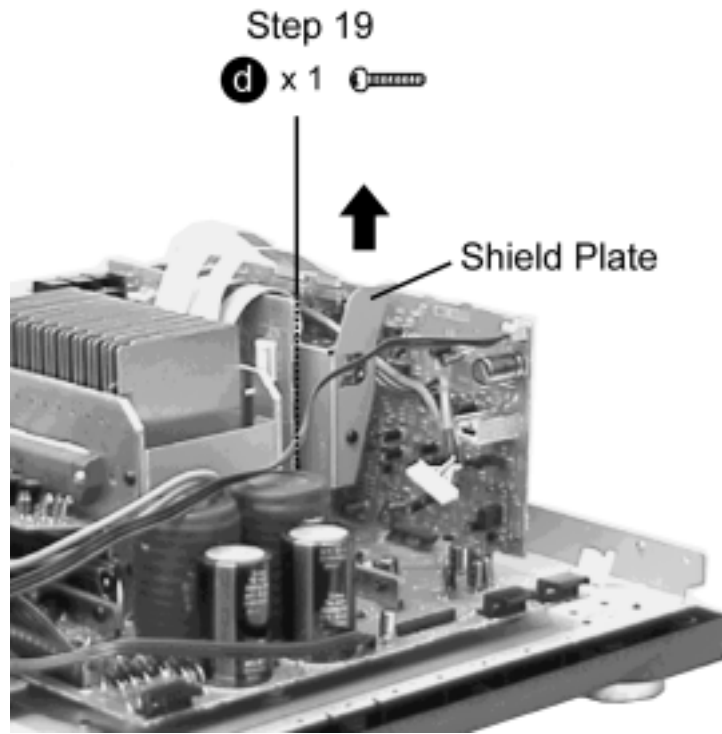
Step 16

Step 16 Remove all the screws.



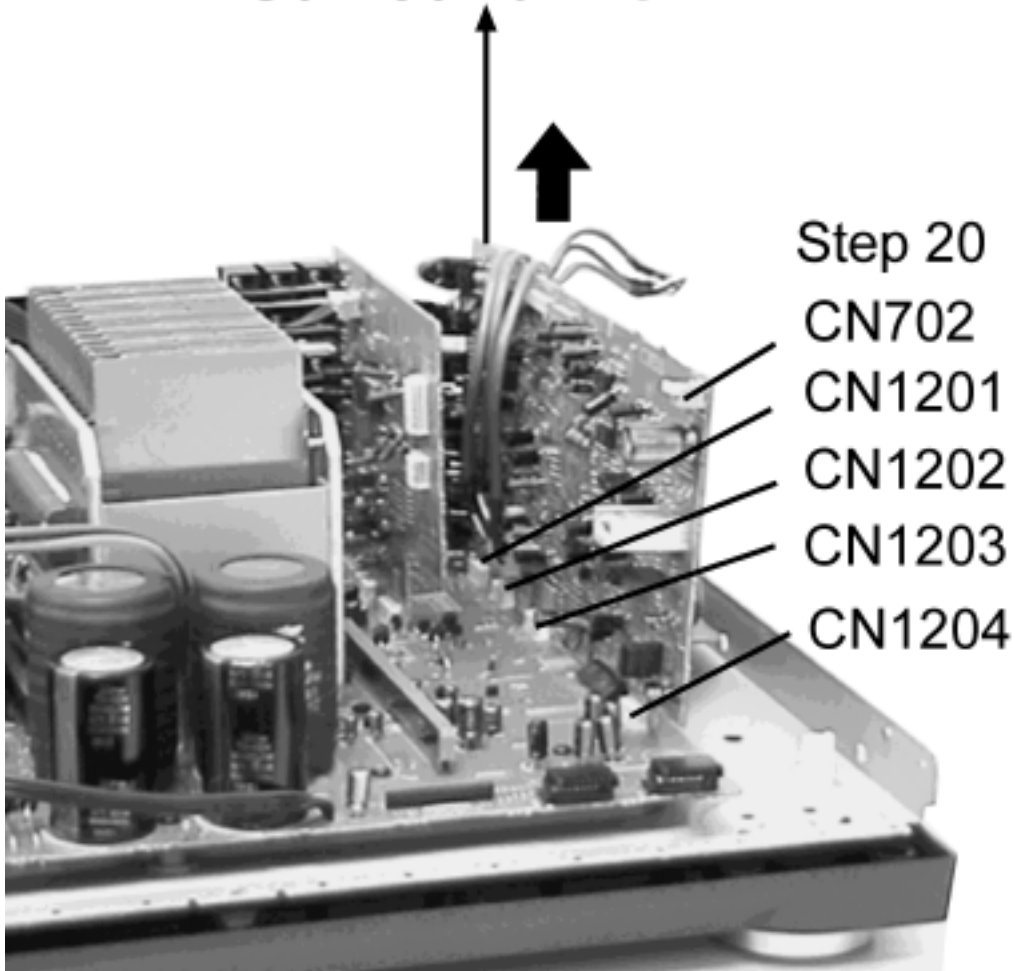
Step 17 Release the AC In/Out P.C.B. catch.

Step 18 Release the CP771 and pull out the rear panel in the direction shown.

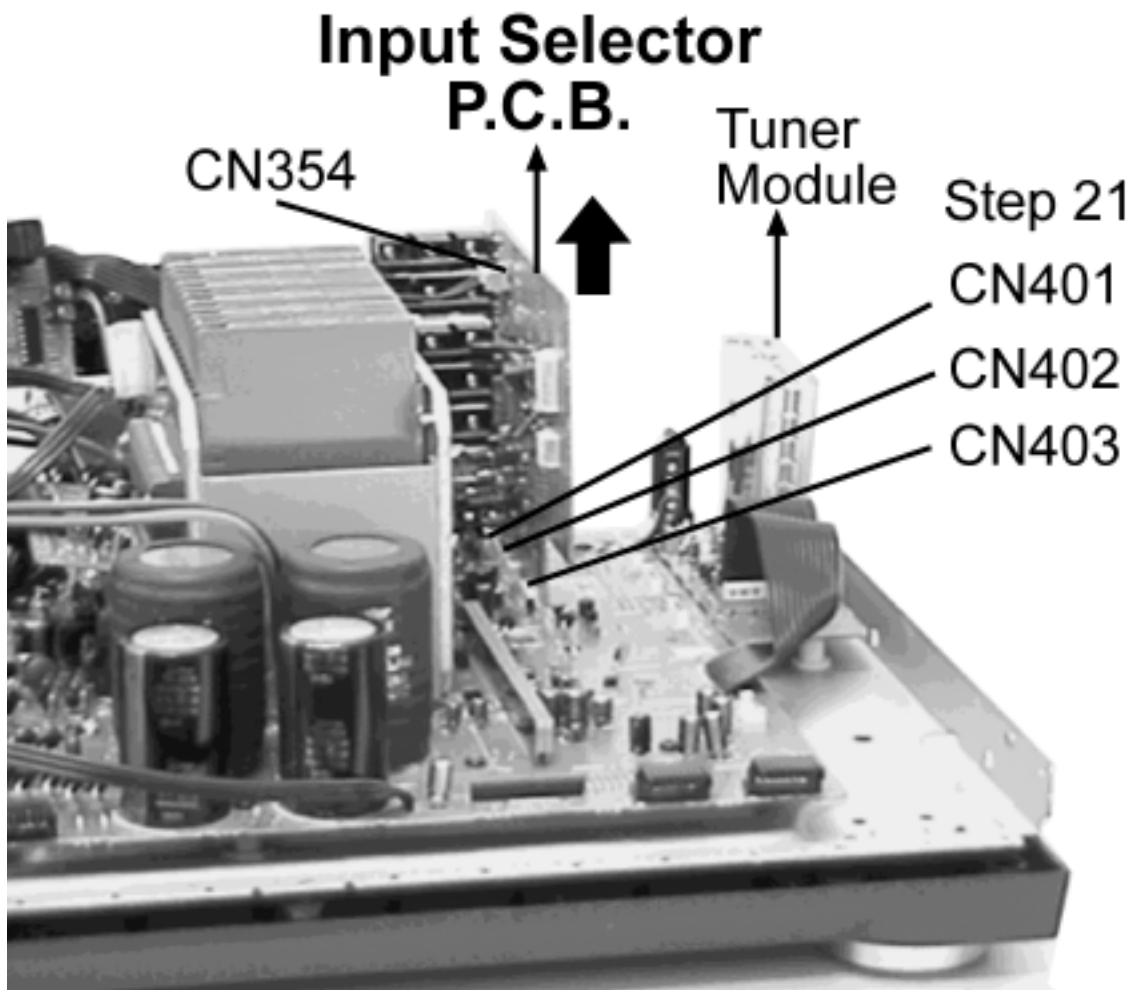


Step 19 Remove the screw and Shield Plate.

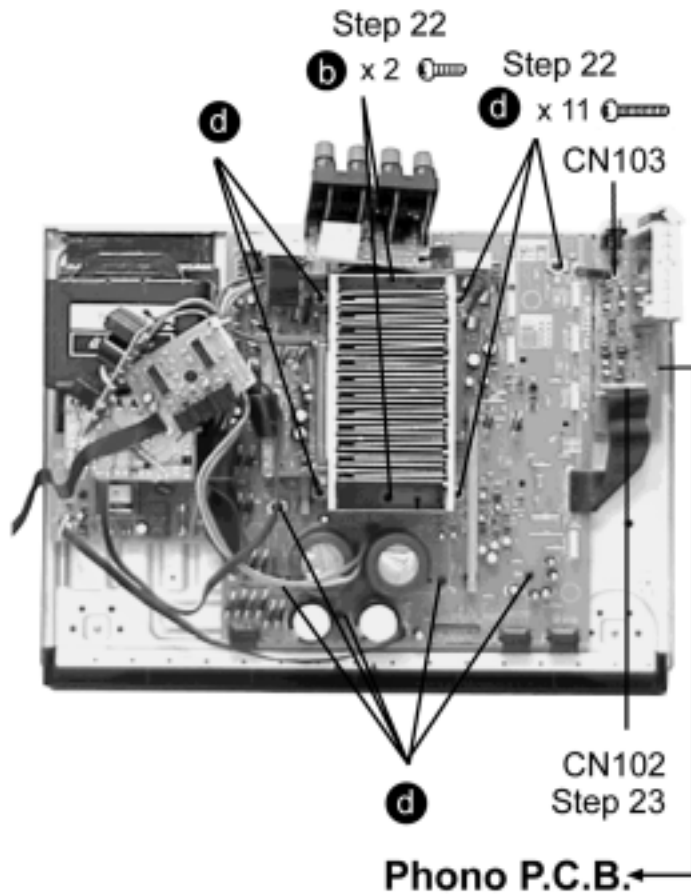
Surround P.C.B.



Step 20 Release the CN702 and pull out the Surround P.C.B. in the direction shown./Take note of CN1201 to CN1204.

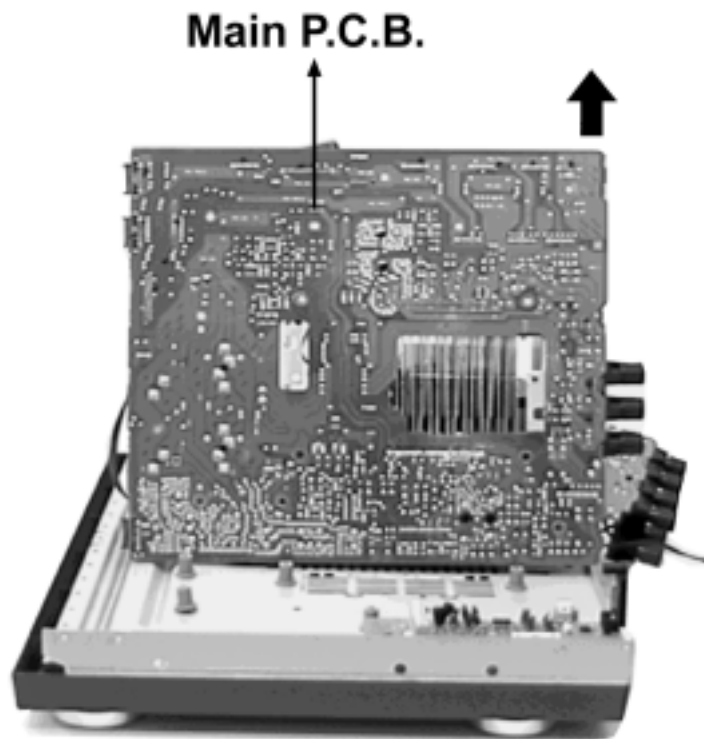



Step 21 Release the CN354 and pull out the Input Selector P.C.B. in the direction shown./Take note of CN401 to CN403.



[Step 22](#) Remove all the screws.

[Step 23](#) Release the CN102 and CN103 from the Phono P.C.B..






Step 24 Remove all the screws.

Step 25 Release the CN751 and CN752 from the Power P.C.B.. Pull out in the direction shown.

Power P.C.B.



•@

[TOP](#) [PREVIOUS](#) [NEXT](#)

6.2 Main Component Replacement Procedures

[TOP](#) [PREVIOUS](#) [NEXT](#)

[6.2.1 Replacement of the Power IC and Regulator Transistor](#)

[6.2.2 Installation of the bottom cover after replacement](#)

•@


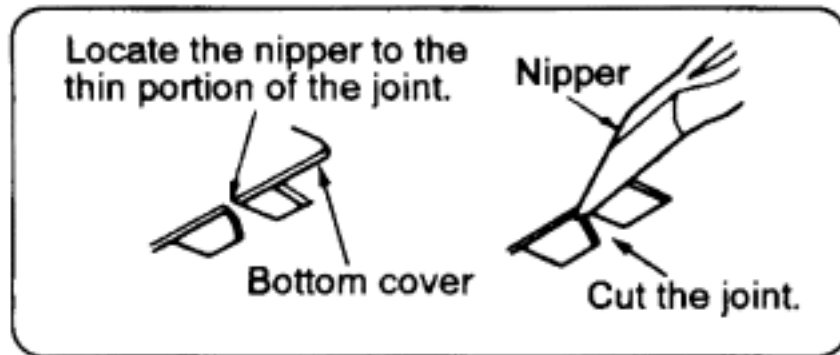
[TOP](#) [PREVIOUS](#) [NEXT](#)

6.2.1 Replacement of the Power IC and Regulator Transistor

[TOP](#) [PREVIOUS](#) [NEXT](#)


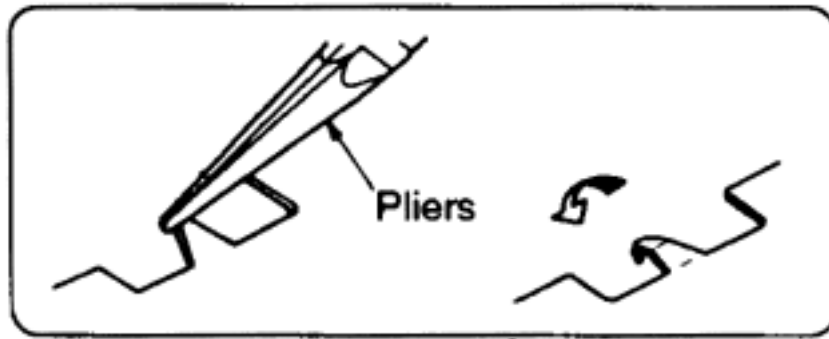
[Step 1](#) Remove the top cabinet.

Step 2



Step 2 Cut the joints as shown below. (8 joints)

Step 3




Step 3 Fold the joints. (8 joints)

Step 4




Step 4 Desolder the terminals of Power IC and Regulator Transistor.



Step 5 Follow step 5 of [Checking Procedure for each major P.C.B.](#) on pg 9 to remove the support bars.


Step 6 Remove all the screws, disconnect the CP603 and remove IC651.

- The PROTO Offset Screwdriver No.34-1/4 is recommended for use in the application above.



Step 8 Remove all the screws at the rear panel and pull out Shield Plate, Surround P.C.B. and Input

Selector P.C.B. from Main P.C.B..



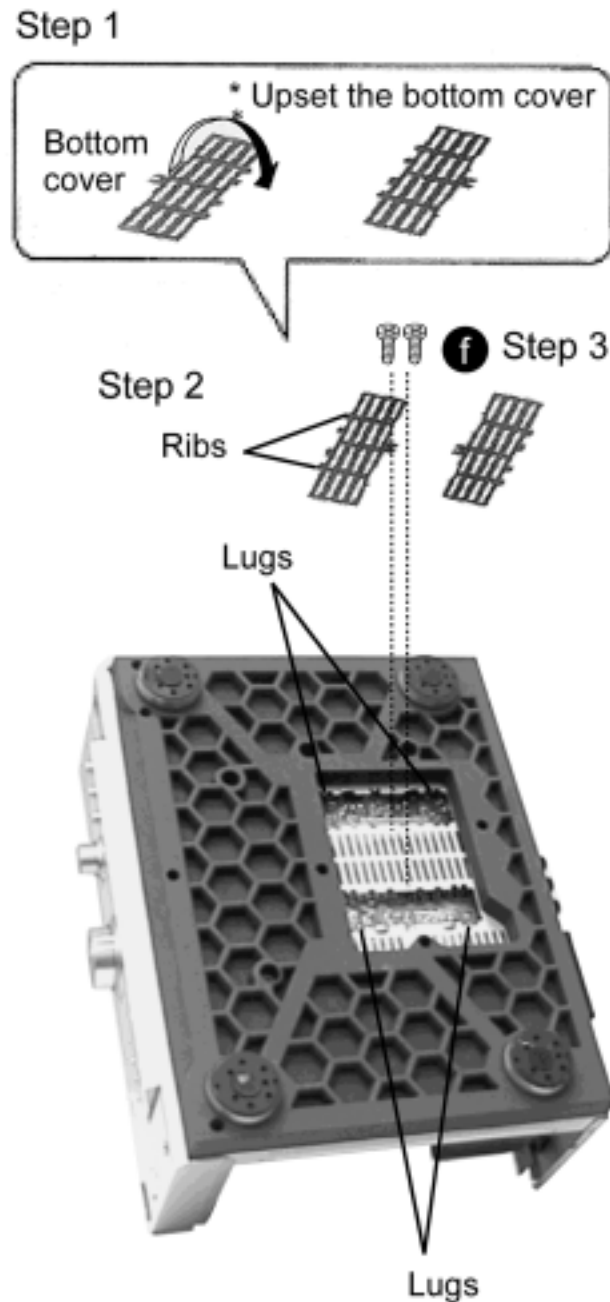
Step 9 Remove the two screws from IC602.

•@

[TOP](#) [PREVIOUS](#) [NEXT](#)

6.2.2 Installation of the bottom cover after replacement

[TOP](#) [PREVIOUS](#) [NEXT](#)



Step 1 Upset the bottom cover.

Step 2 Align the ribs of bottom cover into the bugs.

Step 3 Prepare the screws to fix the bottom cover.

•@

[TOP](#) [PREVIOUS](#) [NEXT](#)

7 Type Illustrations of ICs, Transistors & Diodes

[TOP](#) [PREVIOUS](#) [NEXT](#)



•@

[TOP](#) [PREVIOUS](#) [NEXT](#)

8 Terminal Functions of ICs

[TOP](#) [PREVIOUS](#) [NEXT](#)

IC901 (M38B57MCA242) MICRO PROCESSOR

Pin No.	Mark	I/O	Function
1~2	KEY2~KEY1	I	Key Input 1~2
3	THERM/OVLD	I	Thermal/Over load input
4	KEY 4	I	Key Input 4
5	OVERLOAD2	I	Thermal/Over load input 2
6	FMST	I	Stereo signal detect terminal
7	WAKE	-	Wake up timer LED (Not used, open)
8	RDS DI	-	Control of RDS IC(Not used, open)
9	REMOTE	I	Remote control terminal
10	RESET	-	Reset detect terminal
11	RDS CK	-	Control of RDS IC (CK) clock signal (Not used, open)
12	RDS DT	-	Control of RDS IC (DT) data signal (Not used, open)
13	GND	-	GND terminal
14	XIN	I	Crystal oscillator terminal (4 MHz)
15	XOUT	O	Crystal oscillator terminal (4 MHz)
16	VDD (+5V)	-	Power supply terminal+5V
17	LED CK	O	LED driver IC (CK) clock signal
18	LED DATA	O	LED driver IC (DT) data signal
19	SFC1	I	SFC mode encoder input 1
20	SFC2	I	SFC mode encoder input 2
21	SEL1	I	Selector encoder for input 1
22	HOLD	I	Blackout detection terminal
23	SEL2	I	Selector encoder for input 2
24	D.PASS	O	DSP signal selector
25	RLY	O	Relay control output
26	LOUDNESS	O	Loudness control output (Not used, open)
27	-	-	Not used
28	VEE	-	Power supply for FL driver
29	S/C SP	O	Surround/Center speaker control output
30	SP B	O	Speaker B control output

31	SP A	O	Speaker A control output
32	AF MUTE	O	Muting control output
33~48	SEG16~SEG1	O	FL segment signal output
49~58	DEG1~DEG10	O	FL digit signal output
59	INIT_IN	I	Diode input initial settings
60	VOL DOWN	O	Volume control output (Down)
61	VOL UP	O	Volume control output (Up)
62	VIDEO_C	-	Not used
63	IF DATA	I	Serial data signal
64	LIMMITER	O	Power limiter control output
65	T CE	O	Tuner control (CE) chip enable signal
66	T CK	O	Selector/Tuner (CK) clock signal
67	T DT	O	Selector/Tuner (DT) data signal
68	PRT_VCC2	I	Encoder of surround mode selector input1
69	MMD_CTR	I	Encoder of surround mode selector input1
70	COM CK	O	Common clock signal
71	COM DO	O	Common digital output signal
72	COM DI	I	Common digital input signal
73	AVSS	-	GND for A-D converter
74	VREF	-	Reference voltage for A-D converter
75	SD	I	SD signal detect input
76	COM REQS	O	Common serial request output
77	HELP LED/RDS CE	O	Help LED control output (Not used, open)
78	COM REQM	O	Common mechanical request output
79	VIDEO B	O	Video selector control output B
80	VIDEO A	O	Video selector control output A

•@

[TOP](#) [PREVIOUS](#) [NEXT](#)

9 Block Diagram

[TOP](#) [PREVIOUS](#) [NEXT](#)



•@

[TOP](#) [PREVIOUS](#) [NEXT](#)

10 Schematic Diagram

[TOP](#) [PREVIOUS](#) [NEXT](#)

(All schematic diagrams may be modified at any time with the development of new technology.)

Notes:


- S301 VCR2/VCR3 Switch
- S901 Power Switch
- S902 Speaker B Switch
- S903 Band Switch
- S904 FM Mode Switch
- S905 Tuning Down Switch
- S906 Tuning Up Switch
- S907 Memory Switch
- S908 Preset Switch
- S909 DSP Sound Mode Switch
- S911 Speaker A Switch
- S912 Bi-Wire Switch
- S913 VGCA Switch
- S914 DVD 6CH Input Switch
- S917 Digital Input Switch
- S918 Tape Monitor Switch

The voltage value and waveforms are the reference voltage of this unit measured by DC electronic voltmeter (high impedance) and oscilloscope on the basis of chassis. Accordingly, there may arise some error in voltage values and waveforms depending upon the internal impedance of the tester or the measuring unit.

< > ...FM

() ...AM

Importance safety notice:

Components identified by  mark have special characteristics important for safety. Furthermore, special parts which have purposes of fire-retardant (resistors), high-quality sound (capacitors), low-noise (resistors), etc. are used. When replacing any of components, be sure to use only manufacturer's specified parts shown in the parts list.

Caution!

IC, LSI and VLSI are sensitive to static electricity.

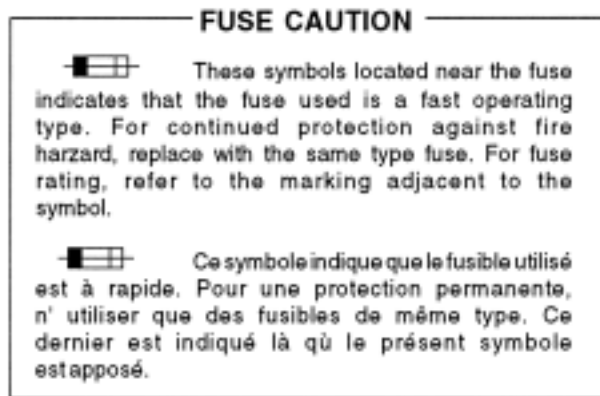
Secondary trouble can be prevented by taking care during repair.

Cover the parts boxes made of plastics with aluminium foil.

Put a conductive mat on the work table.

Ground the soldering iron.

Do not touch the pins of IC, LSI or VLSI with fingers directly.





•@

[TOP](#) [PREVIOUS](#) [NEXT](#)

11 Printed Circuit Board

[TOP](#) [PREVIOUS](#) [NEXT](#)



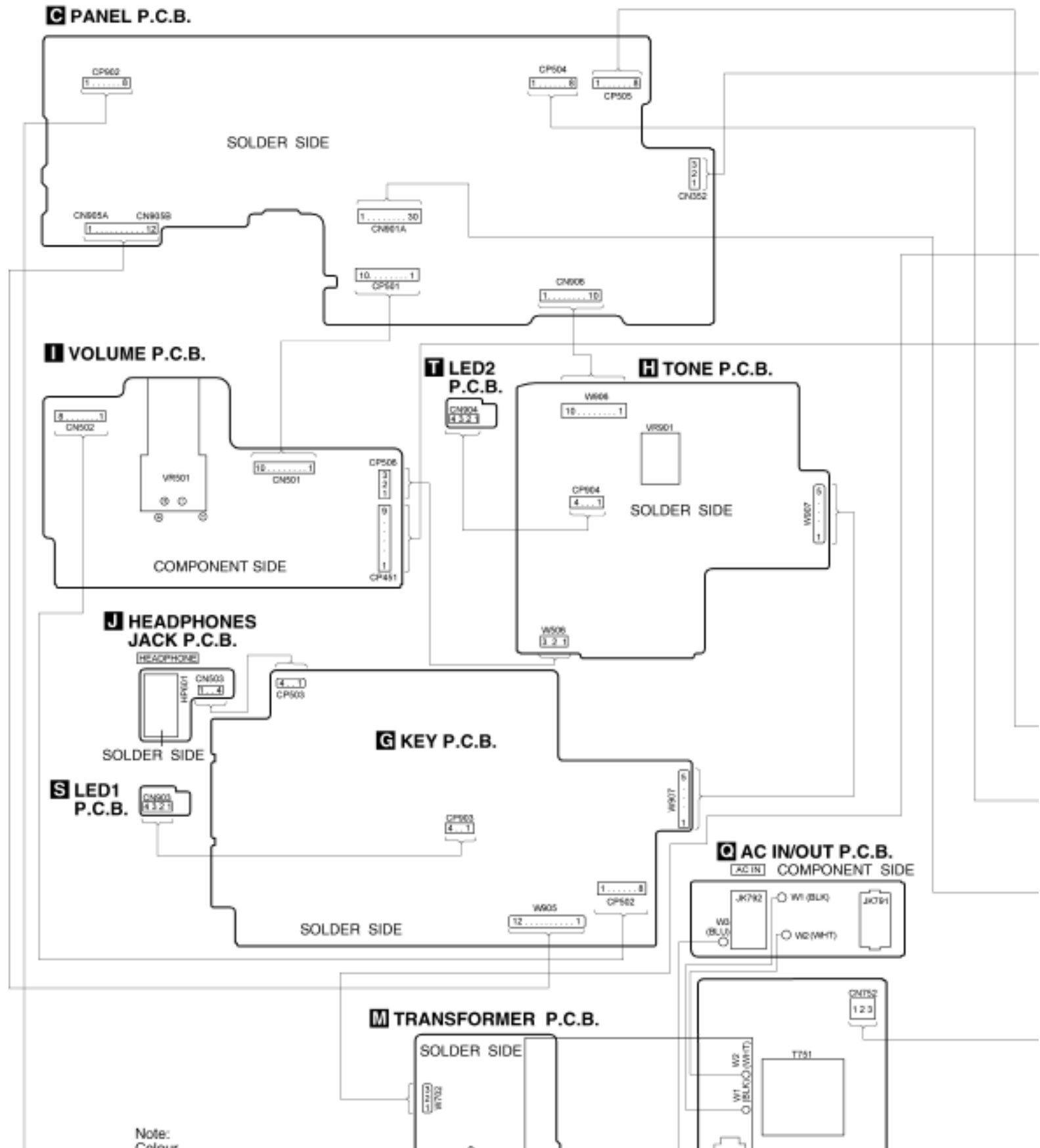


•@

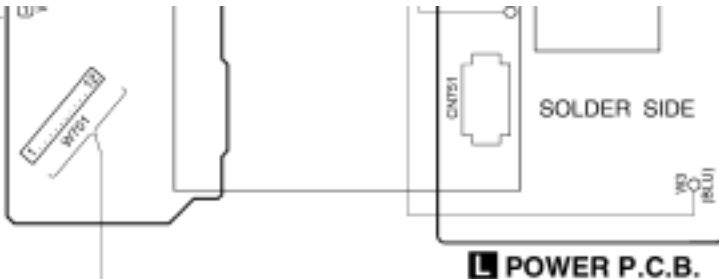
[TOP](#) [PREVIOUS](#) [NEXT](#)

12 Wiring Connection Diagram

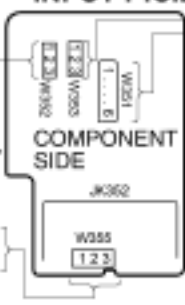
[TOP](#) [PREVIOUS](#) [NEXT](#)



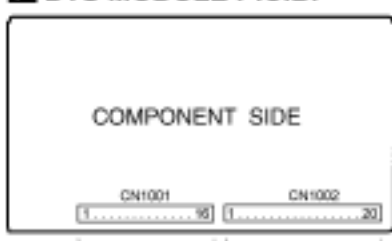
Note:
 Colour
 WHT... WHITE
 BLK... BLACK
 BLU... BLUE
 ORG... ORANGE
 GRY... GRAY
 BRN... BROWN



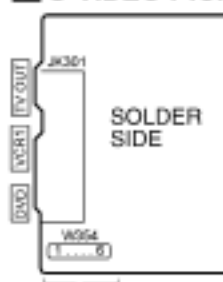
E FRONT VCR3 INPUT P.C.B.



P DTS MODULE P.C.B.



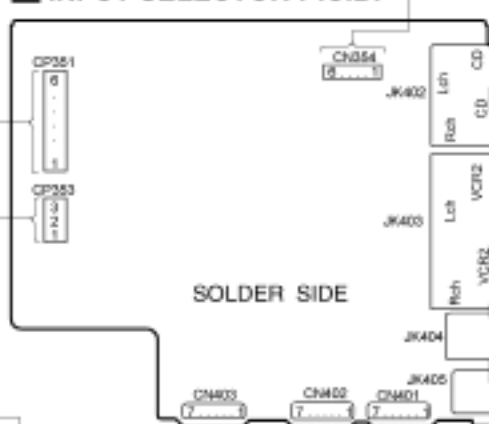
F S-VIDEO P.C.B.



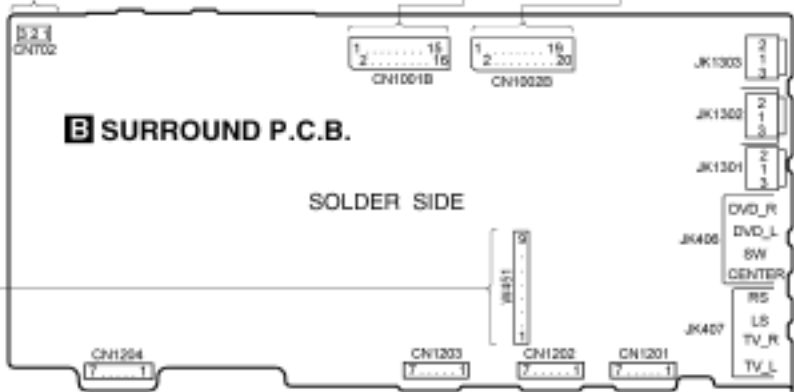
U EARTH TERMINAL P.C.B.



A INPUT SELECTOR P.C.B.



B SURROUND P.C.B.



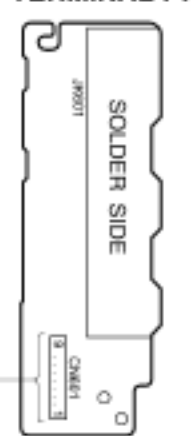
K PHONO P.C.B.



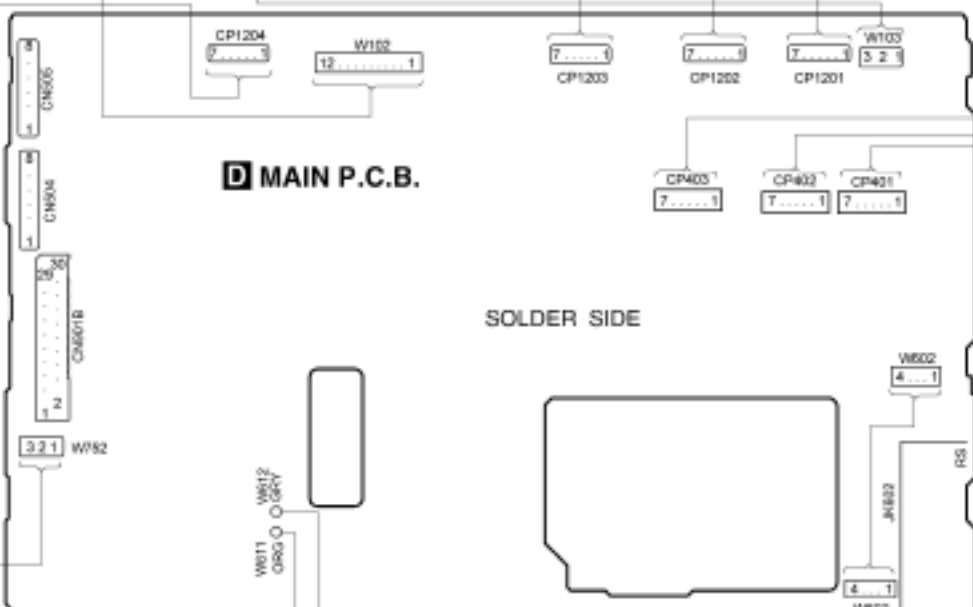
R TUNER MODULE P.C.B.

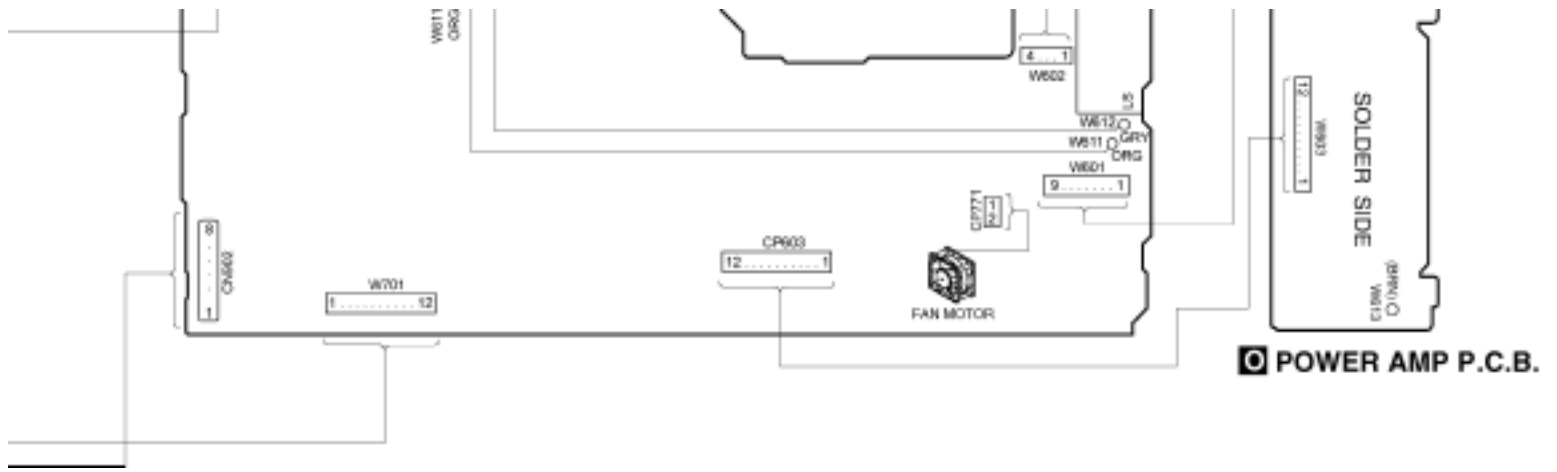


N SPEAKER TERMINAL P.C.B.



D MAIN P.C.B.





•@

[TOP](#) [PREVIOUS](#) [NEXT](#)

13 Parts Location and Replacement Parts List

[TOP](#) [PREVIOUS](#) [NEXT](#)

Notes:

Important safety notice:

Components identified by  mark have special characteristics important for safety.

Furthermore, special parts which have purposes of fire-retardant (resistors), high-quality sound (capacitors), low-noise (resistors), etc. are used.

When replacing any of these components, be sure to use only manufacturers's specified parts shown in the parts list.

The parenthesized indications in the Remarks column specify the areas or color. (Refer to the cover page for area or color.)

Parts without these indications can be used for all areas.

Capacitor values are in microfarad (μ F) unless specified otherwise, P=Pico-farads(pF); Farads.

Resistance values are in ohms, unless specified otherwise, 1K=1,000(ohms).

The marking (RTL) indicates that the Retention Time is limited for this item. After the discontinuation of this assembly in production, the item will continue to be available for a specific period of time. The retention period of availability is dependant on the type of assembly, and in accordance with the lows governing part and product retention. After the end of this period, the assembly will no longer be available.

[M] indicates in the Remarks columns indicates parts that are supplied by [MESA](#) .

The“(SF)” mark denotes the standard part.

Remote Control Unit: Supply period for three years from terminal of production.

Reference for O/I book languages are as follows :

Ar : Arabic	Cf : Canadian French	Cz : Czech	Da : Danish
Du : Dutch	En : English	Fr : French	Ge : German
It : Italian	Ko : Korean	Po : Polish	Ru : Russian
Sp : Spanish	Sw : Swedish	Co : Traditional Chinese	Cn : Simplified Chinese

[13.1 Cabinet](#)

[13.1.1 Cabinet Parts Location](#)

[13.1.2 Cabinet Parts List](#)

[13.2 Electrical Parts List](#)

[13.3 Packing Materials& Accessories Parts List](#)

[13.4 Packaging](#)

•@

[TOP](#) [PREVIOUS](#) [NEXT](#)

13.1 Cabinet

[TOP](#) [PREVIOUS](#) [NEXT](#)

[13.1.1 Cabinet Parts Location](#)

[13.1.2 Cabinet Parts List](#)

•@

[TOP](#) [PREVIOUS](#) [NEXT](#)

13.1.1 Cabinet Parts Location

[TOP](#) [PREVIOUS](#) [NEXT](#)



•@

[TOP](#) [PREVIOUS](#) [NEXT](#)

13.1.2 Cabinet Parts List

[TOP](#) [PREVIOUS](#) [NEXT](#)

Ref. No.	Part No.	Part Name& Description	Remarks
		CABINET AND CHASSIS	
1	REE0785A	FFC WIRE	[M]
2	REE0786A	FFC WIRE	[M]
3	REE1014	FFC WIRE	[M]
4	REM0080B	FAN UNIT	[M]
5	RGG0178A-K1	AL PANEL	[M]K
5	RGG0178A-N1	AL PANEL	[M]N
6	RGG0179-K	AL SUB PANEL (A)	[M]K
6	RGG0179-N	SUB-PANEL (A)	[M]N
7	RGG0180-K	AL SUB PANEL (B)	[M]K
7	RGG0180-N	SUB PANEL (B)	[M]N
8	RGK0994-2N	SELECTOR RING	[M]N
8	RGK0994-N	SELECTOR RING	[M]K
9	RGU1865A-K	MODE BUTTON	[M]K
9	RGU1865A-N	MODE BUTTON	[M]N
10	RGL0498-Q	LIGHT GUIDE UNIT	[M]
11	RGU1390-K	VCR2 BUTTON	[M]K
11	RGU1390-N	VCR2 BUTTON	[M]N
12	RGK1247-N	VOLUME RING	[M]N
12	RGK1247-S	VOLUME RING	[M]K
13	RGL0496-Q	PANEL LIGHT (L)	[M]
14	RGL0497-Q	PANEL LIGHT (R)	[M]
15	RHD26016	SCREW (PHONE JACK)	[M]
16	RMA1232	PCB ANGLE	[M]
17	RHN90001	M9 NUT	[M]
18	RGW0346-K	TONE KNOB	[M]K
18	RGW0346-N	TONE BUTTON	[M]N

19	RGW0347-K	VOLUME KNOB UNIT	[M]K
19	RGW0347-N	VOLUME KNOB UNIT	[M]N
20	RGW0348-K	SELECTOR KNOB UNIT	[M]K
20	RGW0348-N	SELECTOR KNOB UNIT	[M]N
21	RGB0031-A	TECHNICS BADGE	[M]
22	RKU0081-T	THCB	[M]
23	RKA0079A-A	LEG UNIT	[M]
24	RMK0391	BOTTOM CHASSIS	[M]
25	RKQ0089-2	PCB SPACER	[M]
26	RMN0392	PCB SUPPORT	[M]
27	RMA1323	SUPPORT BAR (A)	[M]
28	RMA1324	SUPPORT BAR (B)	[M]
29	SHR9112	PLASTIC RIVET	[M]
30	RSC0529	SHIELD PLATE	[M]
31	RGQ0231-K	FAN COVER	[M]
32	RGR0299A-B	REAR PANEL	[M]
33	SJS9233A	AC OUTLET COVER	[M]
34	SJS9234A	AC INLET COVER	[M]
35	SNE2129-2	SCREW	[M]N
35	SNE2129-3	SCREW (CABINET)	[M]K
36	RXX0221	HEAT SINK UNIT	[M]
37	RMC0158-S	TRANSISTOR HOLDER	[M]
38	SHRD163	CORD HOLDER	[M]
39	SHR301	WIRE CRAMPER	[M]
40	RMA1325	VGCA COVER	[M]
41	RMA1327	BUS BAR	[M]
42	RKM0373A-K	CABINET	[M]K
42	RKM0373A-N	TOP CABINET	[M]N
43	RKW0605-Q	FL WINDOW	[M]
44	RHD30070	EARTH TERMINAL	[M]
45	RSC0528	SHIELD CASE	[M]
46	RGP0791-K	GRILL	[M]K
46	RGP0791-N	GRILL	[M]N


47	RMN0588	FL HOLDER	[M]
48	RMZ0514	BUS BAR INSURATOR	[M]
49	RMR1289-Q	LED COLOUR FILTER	[M]
50	RMR1312-K	PLASTIC RIVET	[M]
51	XTB3+20JFZ	SCREW	[M]
52	XTB3+35JFZ	SCREW (FAN)	[M]
53	XTB3+8FFZ	SCREW	[M]
54	XTB3+8JFZ	SCREW	[M]
55	XTBS26+10J	SCREW	[M]
56	XTBS3+8JFZ1	SCREW	[M]
57	XTN26+8GFZ	SCREW (COBRA COVER)	[M]
58	XTN3+28J	SCREW	[M]
59	XTW3+15T	SCREW	[M]
60	XYN26+C6	SCREW	[M]
61	RGU1864A-K	SPEAKER BUTTON	[M]K
61	RGU1864A-N	SPEAKER BUTTON	[M]N
62	RMC0401	EARTH PLATE	[M]
63	RGU1863A-K	POWER BUTTON	[M]K
63	RGU1863A-N	POWER BUTTON	[M]N
64	RGU1863C-K	MONITOR BUTTON	[M]K
64	RGU1863C-N	MONITOR BUTTON	[M]N
65	RGU1864B-K	VGCA BUTTON	[M]K
65	RGU1864B-N	VGCA BUTTON	[M]N
SC1701	XYN3+F8	SCREW	[M]






•@









[TOP](#) [PREVIOUS](#) [NEXT](#)










13.2 Electrical Parts List












[TOP](#) [PREVIOUS](#) [NEXT](#)





















Ref. No.	Part No.	Part Name& Description	Remarks
		P.C.B.	
	REP3019A-M	POWER AMP P.C.B./MAIN P.C.B./TRANSFORMER P.C.B.	[M]RTL
	REP3020A-S	FRONT VCR3 INPUT P.C.B./S-VIDEO P.C.B./HEADPHONES P.C.B./PHONO P.C.B./LED1 P.C.B./LED2 P.C.B./EARTH TERMINAL P.C.B./PANEL P.C.B./TONE P.C.B./KEY P.C.B.	[M]RTL
	REP3021A-P	SURROUND P.C.B./INPUT SELECTOR P.C.B./VOLUME P.C.B./POWER P.C.B./SPEAKER TERMINAL P.C.B./AC IN/OUT P.C.B.	[M]RTL
	RAN0001MM	TUNER MODULE P.C.B.	[M]RTL
	REP2730E-T	DTS MODULE P.C.B.	[M]RTL
		INTEGRATED CIRCUITS	
IC301	NJM2279D	IC VIDEO SELECTOR SW	[M]
IC302	NJM2279D	IC VIDEO SELECTOR SW	[M]
IC351	NJM2296D	IC VIDEO SELECTOR	[M]
IC401	TC9163AN	IC SELECTOR	[M]
IC402	NJM4580EDTE1	IC OP AMP	[M]
IC403	TC9162AN	IC SELECTOR	[M]
IC404	NJM4580EDTE1	IC OP AMP	[M]
IC405	NJM4580EDTE1	IC OP AMP	[M]
IC406	NJM4580EDTE1	IC OP AMP	[M]
IC451	AN6558F	IC OP AMP	[M]
IC501	BA6218	IC MOTOR DRIVER	[M]
IC502	NJM4580EDTE1	IC OP AMP	[M]
IC503	NJM4580EDTE1	IC OP AMP	[M]
IC504	NJM4580EDTE1	IC OP AMP	[M]
IC505	NJM4580DD	IC OP AMP	[M]
IC506	NJM4580DD	IC OP AMP	[M]
IC507	NJM4580DD	IC OP AMP	[M]
IC508	NJM4580DD	IC OP AMP	[M]
IC601	RSN313H25-P	IC HIC	[M] 



IC602	RSN313H25-P	IC HIC	[M] 
IC651	RSN313H25-P	IC HIC	[M] 
IC901	M38B57MCA242	IC MICOM	[M]
IC902	BU2090A	IC EXPENDER	[M]
IC1001	CS49326-CLR	IC AC-3/DTS DECODER	[M]
IC1002	CS4226-KQG	IC DIR/DAC/VOL	[M]
IC1003	SN74LV244APW	IC LOGIC	[M]
IC1004	SN7AHCT244PW	IC LOGIC	[M]
IC1005	SN74HCU04APW	IC LOGIC	[M]
IC1006	SNAHC1U04DBV	IC SINGLE INVERTER	[M]
IC1011	CS4341-KSRC	IC D/A CONVERTER	[M]
IC1201	NJM4580EDTE1	IC OP AMP	[M]
IC1202	NJM4580EDTE1	IC OP AMP	[M]
IC1203	NJM4580EDTE1	IC OP AMP	[M]
IC1204	NJM4580EDTE1	IC OP AMP	[M]
IC1205	NJM4580EDTE1	IC OP AMP	[M]
IC1206	NJM2115D	IC OP AMP	[M]
IC1207	NJM2115D	IC OP AMP	[M]
IC1208	NJM4580EDTE1	IC OP AMP	[M]
IC1209	NJM4580EDTE1	IC OP AMP	[M]
IC1210	NJM4580EDTE1	IC OP AMP	[M]
IC1211	TC9459F	IC VOLUME	[M]
IC1212	TC9459F	IC VOLUME	[M]
IC1213	TC9459F	IC VOLUME	[M]
IC1701	PQ30RV11	IC REGULATOR	[M] 
IC1901	M38B57M6154F	IC MICOM	[M]
		TRANSISTORS	
Q351	2SC3940AQSTA	TRANSISTOR	[M] 
Q352	2SA1534AQRTA	TRANSISTOR	[M] 
Q401	RVTDTC143XST	TRANSISTOR	[M]
Q501	RVTDTC143XST	TRANSISTOR	[M]
Q502	RVTDTC143XST	TRANSISTOR	[M]
Q503	RVTDTC143XST	TRANSISTOR	[M]

Q507	2SD1915FTA	TRANSISTOR	[M]
Q508	2SD1915FTA	TRANSISTOR	[M]
Q509	2SD1915FTA	TRANSISTOR	[M]
Q510	2SD1915FTA	TRANSISTOR	[M]
Q511	2SD1915FTA	TRANSISTOR	[M]
Q512	2SD1915FTA	TRANSISTOR	[M]
Q513	2SD1915FTA	TRANSISTOR	[M]
Q514	2SD1915FTA	TRANSISTOR	[M]
Q515	2SD1915FTA	TRANSISTOR	[M]
Q516	2SD1915FTA	TRANSISTOR	[M]
Q601	RVTDTA143XST	TRANSISTOR	[M]
Q602	RVTDTA143XST	TRANSISTOR	[M]
Q603	RVTDTA143XST	TRANSISTOR	[M]
Q606	RVTDTA114EST	TRANSISTOR	[M]
Q607	RVTDTA143XST	TRANSISTOR	[M]
Q611	RVTDTA113ZST	TRANSISTOR	[M]
Q612	RVTDTC113ZST	TRANSISTOR	[M]
Q613	RVTDTA113ZST	TRANSISTOR	[M]
Q614	RVTDTC113ZST	TRANSISTOR	[M]
Q615	2SC1845FTA	TRANSISTOR	[M]
Q616	2SC1845FTA	TRANSISTOR	[M]
Q651	RVTDTA143XST	TRANSISTOR	[M]
Q652	RVTDTA143XST	TRANSISTOR	[M]
Q653	RVTDTA143XST	TRANSISTOR	[M]
Q701	2SD2374PQAU	TRANSISTOR	[M] 
Q703	2SC1740SSTA	TRANSISTOR	[M] 
Q704	2SC1740SSTA	TRANSISTOR	[M] 
Q706	2SC3940AQSTA	TRANSISTOR	[M]
Q707	2SA1534AQRTA	TRANSISTOR	[M] 
Q708	2SB1548PQAU	TRANSISTOR	[M] 
Q723	RVTDTA114YST	TRANSISTOR	[M] 
Q724	RVTDTC114YST	TRANSISTOR	[M] 
Q725	RVTDTC114YST	TRANSISTOR	[M] 
Q751	RVTDTC143XST	TRANSISTOR	[M]

Q752	2SC3940AQSTA	TRANSISTOR	[M] 
Q753	2SK2880CTA	TRANSISTOR	[M] 
Q754	RVTDTC114EST	TRANSISTOR	[M] 
Q772	2SC1740SSTA	TRANSISTOR	[M]
Q773	2SB621AQSTA	TRANSISTOR	[M]
Q774	RVTDTA113ZST	TRANSISTOR	[M]
Q775	RVTDTA114EST	TRANSISTOR	[M]
Q776	2SC1740SSTA	TRANSISTOR	[M]
Q777	2SA933SSTA	TRANSISTOR	[M]
Q778	2SA933SSTA	TRANSISTOR	[M]
Q780	2SA933SSTA	TRANSISTOR	[M]
Q781	2SC1740SSTA	TRANSISTOR	[M]
Q901	RVTDTC114YST	TRANSISTOR	[M]
Q902	2SA933SSTA	TRANSISTOR	[M] 
Q903	2SA933SSTA	TRANSISTOR	[M] 
Q1001	DTA114YETL	TRANSISTOR	[M] 
Q1201	2SD1915FTA	TRANSISTOR	[M]
Q1681	2SD1915FTA	TRANSISTOR	[M]
Q1682	2SD1915FTA	TRANSISTOR	[M]
Q1701	2SD2137PQTA	TRANSISTOR	[M] 
Q1702	2SD2374PQAU	TRANSISTOR	[M] 
Q1703	2SC1740SSTA	TRANSISTOR	[M] 
Q1901	RVTDTC114YST	TRANSISTOR	[M]
Q1902	2SA933SSTA	TRANSISTOR	[M]
		DIODES	
D301	RVD1SS133TA	DIODE	[M]
D302	RVD1SS133TA	DIODE	[M]
D351	RVD1SS133TA	DIODE	[M]
D352	RVD1SS133TA	DIODE	[M]
D353	MTZJ5R6BTA	DIODE	[M]
D354	MTZJ5R6BTA	DIODE	[M]
D401	RVD1SS133TA	DIODE	[M]





D402	MTZJ7R5CTA	DIODE	[M]
D501	RVD1SS133TA	DIODE	[M]
D502	RVD1SS133TA	DIODE	[M]
D503	RVD1SS133TA	DIODE	[M]
D504	RVD1SS133TA	DIODE	[M]
D505	RVD1SS133TA	DIODE	[M]
D601	RK306LFU1	DIODE	[M]
D602	RK306LFU1	DIODE	[M]
D605	RVD1SS133TA	DIODE	[M]
D611	RVD1SS133TA	DIODE	[M]
D612	RVD1SS133TA	DIODE	[M]
D613	RVD1SS133TA	DIODE	[M]
D614	RVD1SS133TA	DIODE	[M]
D615	RVD1SS133TA	DIODE	[M]
D616	MTZJ10CTA	DIODE	[M]
D619	RVD1SS133TA	DIODE	[M]
D620	MTZJ5R1BTA	DIODE	[M] 
D621	MTZJ5R1BTA	DIODE	[M] 
D622	MTZJ5R1BTA	DIODE	[M] 
D623	MTZJ5R1BTA	DIODE	[M] 
D625	MTZJ5R1BTA	DIODE	[M] 
D626	MTZJ5R1BTA	DIODE	[M] 
D627	MTZJ5R1BTA	DIODE	[M] 
D628	MTZJ5R1BTA	DIODE	[M] 
D629	MTZJ27DTA	DIODE	[M]
D630	MTZJ27DTA	DIODE	[M]
D651	RK306LFU1	DIODE	[M]
D652	RK306LFU1	DIODE	[M]
D653	RK306LFU1	DIODE	[M]
D654	RK306LFU1	DIODE	[M]
D701	1N5402BM21	DIODE	[M] 
D702	1N5402BM21	DIODE	[M] 
D703	1N5402BM21	DIODE	[M] 







D704	1N5402BM21	DIODE	[M] 
D705	MTZJ6R2BTA	DIODE	[M]
D707	MTZJ30BTA	DIODE	[M] 
D708	MTZJ16CTA	DIODE	[M] 
D721	1N5402BM21	DIODE	[M] 
D722	1N5402BM21	DIODE	[M] 
D723	1N5402BM21	DIODE	[M] 
D724	1N5402BM21	DIODE	[M] 
D725	1N5402BM21	DIODE	[M] 
D726	1N5402BM21	DIODE	[M] 
D727	1N5402BM21	DIODE	[M] 
D728	1N5402BM21	DIODE	[M] 
D731	RVD1SS133TA	DIODE	[M]
D732	RVD1SS133TA	DIODE	[M]
D741	1SR35400V	DIODE	[M] 
D742	1SR35400V	DIODE	[M] 
D743	1SR35400V	DIODE	[M] 
D744	1SR35400V	DIODE	[M] 
D751	1SR35400V	DIODE	[M] 
D752	1SR35400V	DIODE	[M] 
D753	1SR35400V	DIODE	[M] 
D754	1SR35400V	DIODE	[M] 
D755	RVD1SS133TA	DIODE	[M]
D756	MTZJ6R8BTA	DIODE	[M] 
D757	MTZJ16CTA	DIODE	[M]
D768	MTZJ3R3ATA	DIODE	[M]
D769	RVD1SS133TA	DIODE	[M]
D770	RVD1SS133TA	DIODE	[M]
D771	RB721Q40T77	DIODE	[M]
D772	RB721Q40T77	DIODE	[M]
D773	MTZJ8R2CTA	DIODE	[M]



D774	RB721Q40T77	DIODE	[M]
D901	1SS291TA	DIODE	[M]
D902	RVD1SS133TA	DIODE	[M]
D903	MTZJ5R6BTA	DIODE	[M]
D904	MTZJ3R9ATA	DIODE	[M]
D908	RVD1SS133TA	DIODE	[M]
D909	RVD1SS133TA	DIODE	[M]
D931	LNW0A8CYBZ	DIODE	[M]
D932	LNW0A8CYBZ	DIODE	[M]
D933	SLR325MCT31	DIODE	[M]
D934	SLR325YCT31	DIODE	[M]
D935	SLR325VCT31	DIODE	[M]
D936	SLR325YCT31	DIODE	[M]
D937	SLR325VCT31	DIODE	[M]
D941	MTZJ3R0BTA	DIODE	[M] 
D1701	RVD1SS133TA	DIODE	[M]
D1702	MTZJ6R2CTA	DIODE	[M] 
D1901	MTZJ3R9ATA	DIODE	[M]
D1902	RVD1SS133TA	DIODE	[M]
D1903	RVD1SS133TA	DIODE	[M]
D1904	RVD1SS133TA	DIODE	[M]
		VARIABLE RESISTORS	
VR501	EUWM6E026B24	VR MOTOR VOLUME	[M]
VR502	EWC4YA016G54	VR BALANCE	[M]
VR503	EWC1XA016C15	VR TONE CONTROL	[M]
VR504	EWC1XA016C15	VR TONE CONTROL	[M]
VR901	EVQVBHFK112B	VR BALANCE CONTROL	[M]
		SWITCHES	
S301	RSP2D018-A	SW SLIDE	[M]
S901	EVQ21405R	SW POWER	[M]
S902	EVQ21405R	SW SPEAKER A	[M]
S903	EVQ21405R	SW BAND	[M]

S904	EVQ21405R	SW FM MODE	[M]
S905	EVQ21405R	SW TUNING DOWN	[M]
S906	EVQ21405R	SW TUNING UP	[M]
S907	EVQ21405R	SW MEMORY	[M]
S908	EVQ21405R	SW PRESET	[M]
S909	EVQ21405R	SW DISPLAY MODE	[M]
S911	EVQ21405R	SW SPEAKER A	[M]
S912	EVQ21405R	SW BI-WIRE	[M]
S913	EVQ21405R	SW VGCA	[M]
S914	EVQ21405R	SW DVD 6CH	[M]
S917	EVQ21405R	SW DIGITAL	[M]
S918	EVQ21405R	SW TAPE MONITOR	[M]
		CONNECTORS	
CN102A	RJS1A6606T1	6P TAPING CONNECTOR	[M]
CN102B	RJS1A6606T1	6P TAPING CONNECTOR	[M]
CN103	RJS1A6603T1	3P TAPING CONNECTOR	[M]
CN352	RJS1A6603T1	3P TAPING CONNECTOR	[M]
CN354	RJS1A6606T1	6P TAPING CONNECTOR	[M]
CN401	RJU100W07	7P CONNECTOR	[M]
CN402	RJU100W07	7P CONNECTOR	[M]
CN403	RJU100W07	7P CONNECTOR	[M]
CN501	RJU003K010M1	10P B/B CONNECTOR	[M]
CN502	RJU003K008M1	BOAD IN CONNECTOR	[M]
CN503	RJU100W04	4P CONNECTOR	[M]
CN504	RJU003K008M1	BOAD IN CONNECTOR	[M]
CN505	RJU003K008M1	BOAD IN CONNECTOR	[M]
CN601	RJS9T6ZA	CONNECTOR	[M]
CN702	RJS1A6603T1	3P TAPING CONNECTOR	[M]
CN751	SJS305-1	3P CONNECTOR	[M]
CN752	RJS1A6603T1	3P TAPING CONNECTOR	[M]
CN901A	RJS2A8430	CONNECTOR	[M]
CN901B	RJS2A5630	CONNECTOR	[M]
CN902	RJU003K008M1	BOAD IN CONNECTOR	[M]
CN903	RJU100W04	4P CONNECTOR	[M]



CN904	RJU100W04	4P CONNECTOR	[M]
CN905A	RJS1A6606T1	6P TAPING CONNECTOR	[M]
CN905B	RJS1A6606T1	6P TAPING CONNECTOR	[M]
CN906A	RJS1A6606T1	6P TAPING CONNECTOR	[M]
CN906B	RJS1A6604T1	4P TAPING CONNECTOR	[M]
CN1001	RJS2A4816T	CONNECTOR	[M]
CN1001B	RJS2A4216-F	16P CONNECTOR	[M]
CN1002	RJS2A4820T	CONNECTOR	[M]
CN1002B	RJS2A4220-F	20P CONNECTOR	[M]
CN1201	RJU100W07	7P CONNECTOR	[M]
CN1202	RJU100W07	7P CONNECTOR	[M]
CN1203	RJU100W07	7P CONNECTOR	[M]
CN1204	RJU100W07	7P CONNECTOR	[M]
CP101	RJT100W11	11P CONNECTOR	[M]
CP351	RJP6G9YA	6P CONNECTOR	[M]
CP353	RJP3G9YA	CONNECTOR	[M]
CP401	RJT100W07	7P CONNECTOR	[M]
CP402	RJT100W07	7P CONNECTOR	[M]
CP403	RJT100W07	7P CONNECTOR	[M]
CP451	RJP9G9YA	9P CONNECTOR	[M]
CP501	RJT003K010M1	10P CONNECTOR	[M]
CP502	RJT003K008M1	8P CONNECTOR	[M]
CP503	RJT100W04	4P CONNECTOR	[M]
CP504	RJT003K008M1	8P CONNECTOR	[M]
CP505	RJT003K008M1	8P CONNECTOR	[M]
CP506	RJP3G9YA	CONNECTOR	[M]
CP603	RJP12G4YA	CONNECTOR	[M]
CP771	SJT3213	CONNECTOR (FAN)	[M]
CP902	RJT003K008M1	8P CONNECTOR	[M]
CP903	RJT100W04	4P CONNECTOR	[M]
CP904	RJT100W04	4P CONNECTOR	[M]
CP1201	RJT100W07	7P CONNECTOR	[M]
CP1202	RJT100W07	7P CONNECTOR	[M]
CP1203	RJT100W07	7P CONNECTOR	[M]
CP1204	RJT100W07	7P CONNECTOR	[M]

		COILS& TRANSFORMERS	
L501	RLQZP1R0KT-Y	AXIAL COIL	[M]
L502	RLQZP1R0KT-Y	AXIAL COIL	[M]
L601	RLQYR73MW-E	CHOKE COIL	[M]
L602	RLQYR73MW-E	CHOKE COIL	[M]
L603	RLQYR73MW-E	CHOKE COIL	[M]
L604	RLQYR73MW-E	CHOKE COIL	[M]
L605	RLQYR73MW-E	CHOKE COIL	[M]
L701	RLQT801M-W	CHOKE COIL	[M] 
L751	RLQB101KTA-Y	CHOKE COIL	[M]
L901	RLQB101KTA-Y	CHOKE COIL	[M]
L1001	RLQM2R2KT2-W	CHIP INDUCTOR	[M]
L1002	RLQM2R2KT2-W	CHIP INDUCTOR	[M]
L1003	RLQM2R2KT2-W	CHIP INDUCTOR	[M]
L1004	RLQM2R2KT2-W	CHIP INDUCTOR	[M]
L1301	RLQZP1R0KT-Y	AXIAL COIL	[M]
L1901	RLQB101KTA-Y	CHOKE COIL	[M]
T701	RTP2Q5C001	POWER TRANSFORMER	[M] 
T751	RTP1H5C005	STANDBY TRANSFORMER	[M] 
		COMPONENT COMBINATION	
Z101	RAN0001MM	TUNER MODULE	[M]
Z751	ERZV10V511CS	ZENER	[M] 
Z901	RCDRPM6937H4	REMOTE SENSOR	[M]
Z1301	BL02RN2R62T4	EMI BEAD CORE	[M]
Z1302	BL02RN2R62T4	EMI BEAD CORE	[M]
Z1303	BL02RN2R62T4	EMI BEAD CORE	[M]
Z1304	BL02RN2R62T4	EMI BEAD CORE	[M]
Z1305	BL02RN2R62T4	EMI BEAD CORE	[M]
Z1306	BL02RN2R62T4	EMI BEAD CORE	[M]
Z1307	BL02RN2R62T4	EMI BEAD CORE	[M]
Z1308	BL02RN2R62T4	EMI BEAD CORE	[M]

		CERAMIC FILTERS	
CF901	RVBCST4R00MT	CERAMIC OSCILLATOR	[M]
CF1901	RVBCST4R00MT	CERAMIC OSCILLATOR	[M]
		RELAY	
RL401	RSY0045M-D	SIGNAL RELAY	[M] 
RL501	RSY0045M-D	SIGNAL RELAY	[M]
RL502	RSY0045M-D	SIGNAL RELAY	[M]
RL503	RSY0045M-D	SIGNAL RELAY	[M]
RL504	RSY0045M-D	SIGNAL RELAY	[M]
RL505	RSY0045M-D	SIGNAL RELAY	[M]
RL601	RSY0038-C	RELAY	[M]
RL602	RSY0038-C	RELAY	[M] 
RL603	RSY0038-C	RELAY	[M] 
RL604	RSY0038-C	RELAY	[M] 
RL605	RSY0038-C	RELAY	[M] 
RL751	RSY0054-C	RELAY	[M] 
		OSCILLATORS	
X1001	RSXB12M2S01T	CYRSTAL OSCILLATOR	[M]
		DISPLAY TUBE	
FL901	RSL0303-F	FL	[M]
		FUSES	
F1	XBA1C80NBAL	FUSE	[M]
F3	XBA1C80NBAL	FUSE	[M]
F4	XBA1C80NBAL	FUSE	[M]
F5	XBA1C16NBAU	FUSE	[M]


		FUSE CABLE	
FC701	EYF52BC	FUSE HOLDER	[M]
FC702	EYF52BC	FUSE HOLDER	[M]
FC705	EYF52BC	FUSE HOLDER	[M]
FC706	EYF52BC	FUSE HOLDER	[M]
FC707	EYF52BC	FUSE HOLDER	[M]
FC708	EYF52BC	FUSE HOLDER	[M]
FC709	EYF52BC	FUSE HOLDER	[M]
FC710	EYF52BC	FUSE HOLDER	[M]
		JACK	
HP601	RJJ63TA01	HP JACK	[M]
JK301	RJS1D1304	JK SPEAKER TERMINAL	[M]
JK352	SJFK5-2A	JK VCR IN	[M]
JK401	SJF3068-1A	JK RCA TERMINAL	[M]
JK402	RJH3601A	JK RCA TERMINAL	[M]
JK403	RJH3901A	JK RCA TERMINAL	[M]
JK404	RJH3210A	JK RCA TERMINAL	[M]
JK405	SJF3068-9A	JK RCA TERMINAL	[M]
JK406	SJF3069-21A	JK RCA TERMINAL	[M]
JK407	SJF3069A	JK RCA TERMINAL	[M]
JK601	RJH4803	JK SPEAKER	[M]
JK602	RJH4602	JK SPEAKER	[M]
JK791	SJS9234B	JK AC INLET	[M] 
JK792	SJS9233B	JK AC OUTLET	[M] 
JK1301	T0RX178B	JK OPTICAL MODULE	[M]
JK1302	T0RX178B	JK OPTICAL MODULE	[M]
JK1303	T0RX178B	JK OPTICAL MODULE	[M]
		EARTH TERMINAL	
E351	SNE1004-2	EARTH TERMINAL	[M]
E401	SNE1004-2	EARTH TERMINAL	[M]
E601	SNE1004-2	EARTH TERMINAL	[M]

E1301	RSC0551	EARTH ANGLE	[M]
E1701	SMY944	HEAT SINK	[M]
		WIRE	
W1	REE0901	WIRE	[M]
W2	REE0907	WIRE	[M]
W3	REE0923	WIRE	[M]
W102	RWJ1812150CQ	WIRE	[M]
W103	RWJ1803050SQ	WIRE	[M]
W351	REX1033	WIRE	[M]
W352	RWJ1803100SQ	3P WIRE	[M]
W353	REX1032	WIRE	[M]
W354	RWJ1806200KQ	WIRE	[M]
W355	RWJ1803100SS	EARTH WIRE UNIT	[M]
W451	REX1034	WIRE	[M]
W506	REX1031	WIRE	[M]
W601	RWJ1809150KQ	WIRE	[M]
W602	RWJ1804150SS	4P WIRE	[M]
W603	REX1049	12P WIRE	[M]
W611	REE1016	WIRE	[M]
W612	REE1017	WIRE	[M]
W613	REE1044	WIRE	[M]
W701	RWJ1812250SS	WIRE	[M]
W702	RWJ1803430SQ	3P WIRE	[M]
W752	RWJ1803290SQ	3P WIRE	[M]
W905	RWJ1812170SQ	WIRE	[M]
W906	RWJ1810170SQ	WIRE	[M]
W907	RWJ1805100SS	5P WIRE	[M]
		RESISTORS	
R301	ERDS2TJ750T	75 1/4W	[M]
R302	ERDS2TJ104T	100K 1/4W	[M]
R303	ERDS2TJ103T	10K 1/4W	[M]
R304	ERDS2TJ750T	75 1/4W	[M]


R305	ERDS2TJ750T	75 1/4W	[M]
R306	ERDS2TJ104T	100K 1/4W	[M]
R307	ERDS2TJ103T	10K 1/4W	[M]
R308	ERDS2TJ750T	75 1/4W	[M]
R309	ERDS2TJ750T	75 1/4W	[M]
R310	ERDS2TJ750T	75 1/4W	[M]
R311	ERDS2TJ750T	75 1/4W	[M]
R312	ERDS2TJ750T	75 1/4W	[M]
R313	ERDS2TJ750T	75 1/4W	[M]
R314	ERDS2TJ750T	75 1/4W	[M]
R315	ERDS2TJ102T	1K 1/4W	[M]
R316	ERDS2TJ102T	1K 1/4W	[M]
R351	ERDS2TJ472T	4.7K 1/4W	[M]
R352	ERDS2TJ750T	75 1/4W	[M]
R353	ERDS2TJ103T	10K 1/4W	[M]
R354	ERDS2TJ750T	75 1/4W	[M]
R355	ERDS2TJ103T	10K 1/4W	[M]
R356	ERDS2TJ750T	75 1/4W	[M]
R357	ERDS2TJ103T	10K 1/4W	[M]
R358	ERDS2TJ750T	75 1/4W	[M]
R359	ERDS2TJ103T	10K 1/4W	[M]
R360	ERDS2TJ750T	75 1/4W	[M]
R361	ERDS2TJ750T	75 1/4W	[M]
R362	ERDS2TJ750T	75 1/4W	[M]
R363	ERDS2TJ102T	1K 1/4W	[M]
R364	ERDS2TJ102T	1K 1/4W	[M]
R365	ERDS2TJ102T	1K 1/4W	[M]
R367	ERDS2TJ182T	1.8K 1/4W	[M]
R368	ERDS2TJ182T	1.8K 1/4W	[M]
R369	ERD2FCVG220T	22 1/4W	[M] 
R370	ERD2FCVG220T	22 1/4W	[M] 
R401	ERDS2TJ102T	1K 1/4W	[M]
R402	ERDS2TJ102T	1K 1/4W	[M]
R403	ERDS2TJ102T	1K 1/4W	[M]
R404	ERDS2TJ102T	1K 1/4W	[M]






R405	ERDS2TJ102T	1K 1/4W	[M]
R406	ERDS2TJ102T	1K 1/4W	[M]
R407	ERDS2TJ102T	1K 1/4W	[M]
R408	ERDS2TJ102T	1K 1/4W	[M]
R409	ERDS2TJ102T	1K 1/4W	[M]
R410	ERDS2TJ102T	1K 1/4W	[M]
R411	ERDS2TJ102T	1K 1/4W	[M]
R412	ERDS2TJ102T	1K 1/4W	[M]
R413	ERDS2TJ102T	1K 1/4W	[M]
R414	ERDS2TJ102T	1K 1/4W	[M]
R415	ERDS2TJ102T	1K 1/4W	[M]
R416	ERDS2TJ102T	1K 1/4W	[M]
R417	ERDS2TJ102T	1K 1/4W	[M]
R418	ERDS2TJ102T	1K 1/4W	[M]
R419	ERDS2TJ102T	1K 1/4W	[M]
R420	ERDS2TJ102T	1K 1/4W	[M]
R421	ERDS2TJ102T	1K 1/4W	[M]
R422	ERDS2TJ102T	1K 1/4W	[M]
R423	ERDS2TJ224T	220K 1/4W	[M]
R424	ERDS2TJ224T	220K 1/4W	[M]
R425	ERDS2TJ102T	1K 1/4W	[M]
R426	ERDS2TJ102T	1K 1/4W	[M]
R427	ERDS2TJ103T	10K 1/4W	[M]
R428	ERDS2TJ103T	10K 1/4W	[M]
R429	ERDS2TJ103T	10K 1/4W	[M]
R431	ERDS2TJ102T	1K 1/4W	[M]
R432	ERDS2TJ102T	1K 1/4W	[M]
R433	ERDS2TJ104T	100K 1/4W	[M]
R434	ERDS2TJ104T	100K 1/4W	[M]
R435	ERDS2TJ473T	47K 1/4W	[M]
R436	ERDS2TJ473T	47K 1/4W	[M]
R437	ERDS2TJ472T	4.7K 1/4W	[M]
R438	ERDS2TJ102T	1K 1/4W	[M]
R439	ERDS2TJ102T	1K 1/4W	[M]
R440	ERDS2TJ103T	10K 1/4W	[M]
R441	ERDS2TJ103T	10K 1/4W	[M]




R442	ERDS2TJ103T	10K 1/4W	[M]
R443	ERDS2TJ104T	100K 1/4W	[M]
R444	ERDS2TJ104T	100K 1/4W	[M]
R445	ERDS2TJ473T	47K 1/4W	[M]
R446	ERDS2TJ473T	47K 1/4W	[M]
R449	ERDS1FVJ560T	56 1/2W	[M]
R450	ERDS1FVJ560T	56 1/2W	[M]
R451	ERDS2TJ224T	220K 1/4W	[M]
R452	ERDS2TJ224T	220K 1/4W	[M]
R453	ERDS2TJ821T	820 1/4W	[M]
R454	ERDS2TJ821T	820 1/4W	[M]
R455	ERDS2TJ563T	56K 1/4W	[M]
R456	ERDS2TJ563T	56K 1/4W	[M]
R457	ERDS2TJ271T	270 1/4W	[M]
R458	ERDS2TJ271T	270 1/4W	[M]
R459	ERDS2TJ680T	68 1/4W	[M]
R460	ERDS2TJ680T	68 1/4W	[M]
R461	ERDS2TJ184T	180K 1/4W	[M]
R462	ERDS2TJ184T	180K 1/4W	[M]
R463	ERDS2TJ123T	12K 1/4W	[M]
R464	ERDS2TJ123T	12K 1/4W	[M]
R465	ERDS2TJ563T	56K 1/4W	[M]
R466	ERDS2TJ563T	56K 1/4W	[M]
R467	ERDS2TJ473T	47K 1/4W	[M]
R468	ERDS2TJ473T	47K 1/4W	[M]
R471	ERDS2TJ104T	100K 1/4W	[M]
R472	ERDS2TJ104T	100K 1/4W	[M]
R473	ERDS2TJ473T	47K 1/4W	[M]
R474	ERDS2TJ473T	47K 1/4W	[M]
R475	ERDS2TJ104T	100K 1/4W	[M]
R476	ERDS2TJ104T	100K 1/4W	[M]
R477	ERDS2TJ473T	47K 1/4W	[M]
R478	ERDS2TJ473T	47K 1/4W	[M]
R479	ERDS2TJ473T	47K 1/4W	[M]
R480	ERDS2TJ473T	47K 1/4W	[M]
R481	ERDS2TJ102T	1K 1/4W	[M]





R482	ERDS2TJ104T	100K 1/4W	[M]
R483	ERDS2TJ473T	47K 1/4W	[M]
R484	ERDS2TJ473T	47K 1/4W	[M]
R485	ERDS2TJ473T	47K 1/4W	[M]
R486	ERDS1FVJ181T	180 1/2W	[M]
R501	ERDS2TJ103T	10K 1/4W	[M]
R502	ERDS2TJ103T	10K 1/4W	[M]
R503	ERDS1FVJ2R2T	2.2 1/2W	[M] 
R504	ERDS1FVJ181T	180 1/2W	[M]
R505	ERDS1FVJ181T	180 1/2W	[M]
R506	ERDS1FVJ181T	180 1/2W	[M]
R507	ERDS1FVJ181T	180 1/2W	[M]
R508	ERDS1FVJ181T	180 1/2W	[M]
R511	ERDS2TJ563T	56K 1/4W	[M]
R512	ERDS2TJ563T	56K 1/4W	[M]
R513	ERDS2TJ474T	470K 1/4W	[M]
R514	ERDS2TJ474T	470K 1/4W	[M]
R515	ERDS2TJ474T	470K 1/4W	[M]
R516	ERDS2TJ474T	470K 1/4W	[M]
R517	ERDS2TJ473T	47K 1/4W	[M]
R518	ERDS2TJ102T	1K 1/4W	[M]
R519	ERDS2TJ682T	6.8K 1/4W	[M]
R520	ERDS2TJ473T	47K 1/4W	[M]
R521	ERDS2TJ223T	22K 1/4W	[M]
R522	ERDS2TJ223T	22K 1/4W	[M]
R523	ERDS2TJ392T	3.9K 1/4W	[M]
R524	ERDS2TJ392T	3.9K 1/4W	[M]
R525	ERDS2TJ222T	2.2K 1/4W	[M]
R526	ERDS2TJ222T	2.2K 1/4W	[M]
R527	ERDS2TJ122T	1.2K 1/4W	[M]
R528	ERDS2TJ122T	1.2K 1/4W	[M]
R529	ERDS2TJ393T	39K 1/4W	[M]
R530	ERDS2TJ393T	39K 1/4W	[M]
R531	ERDS2TJ332T	3.3K 1/4W	[M]
R533	ERDS2TJ473T	47K 1/4W	[M]
R534	ERDS2TJ473T	47K 1/4W	[M]

R535	ERDS2TJ102T	1K 1/4W	[M]
R536	ERDS2TJ102T	1K 1/4W	[M]
R537	ERDS2TJ682T	6.8K 1/4W	[M]
R538	ERDS2TJ682T	6.8K 1/4W	[M]
R539	ERDS2TJ473T	47K 1/4W	[M]
R540	ERDS2TJ473T	47K 1/4W	[M]
R541	ERDPS2VF122T	1.2K 1/4W	[M]
R542	ERDPS2VF122T	1.2K 1/4W	[M]
R543	ERDS2TJ181T	180 1/4W	[M]
R544	ERDS2TJ181T	180 1/4W	[M]
R545	ERDS2TJ122T	1.2K 1/4W	[M]
R546	ERDS2TJ122T	1.2K 1/4W	[M]
R547	ERDS2TJ122T	1.2K 1/4W	[M]
R549	ERDS2TJ334T	330K 1/4W	[M]
R550	ERDS2TJ334T	330K 1/4W	[M]
R551	ERDS2TJ334T	330K 1/4W	[M]
R552	ERDS2TJ334T	330K 1/4W	[M]
R553	ERDS2TJ334T	330K 1/4W	[M]
R554	ERDS2TJ181T	180 1/4W	[M]
R555	ERDS2TJ181T	180 1/4W	[M]
R556	ERDS2TJ181T	180 1/4W	[M]
R559	ERDS2TJ472T	4.7K 1/4W	[M]
R560	ERDS2TJ472T	4.7K 1/4W	[M]
R563	ERDS2TJ103T	10K 1/4W	[M]
R564	ERDS2TJ103T	10K 1/4W	[M]
R565	ERDS2TJ222T	2.2K 1/4W	[M]
R566	ERDS2TJ222T	2.2K 1/4W	[M]
R567	ERDS2TJ332T	3.3K 1/4W	[M]
R568	ERDS2TJ332T	3.3K 1/4W	[M]
R569	ERDS2TJ682T	6.8K 1/4W	[M]
R570	ERDS2TJ682T	6.8K 1/4W	[M]
R571	ERDS2TJ473T	47K 1/4W	[M]
R572	ERDS2TJ473T	47K 1/4W	[M]
R573	ERDS2TJ473T	47K 1/4W	[M]
R574	ERDS2TJ473T	47K 1/4W	[M]
R575	ERDS2TJ473T	47K 1/4W	[M]

R576	ERDS2TJ473T	47K 1/4W	[M]
R577	ERDS2TJ473T	47K 1/4W	[M]
R579	ERDS2TJ331T	330 1/4W	[M]
R580	ERDS2TJ331T	330 1/4W	[M]
R581	ERDS2TJ331T	330 1/4W	[M]
R582	ERDS2TJ331T	330 1/4W	[M]
R583	ERDS2TJ102T	1K 1/4W	[M]
R584	ERDS2TJ102T	1K 1/4W	[M]
R585	ERDS2TJ102T	1K 1/4W	[M]
R586	ERDS2TJ102T	1K 1/4W	[M]
R587	ERDS2TJ331T	330 1/4W	[M]
R588	ERDS2TJ331T	330 1/4W	[M]
R589	ERDS2TJ331T	330 1/4W	[M]
R590	ERDS2TJ331T	330 1/4W	[M]
R591	ERDS2TJ102T	1K 1/4W	[M]
R592	ERDS2TJ102T	1K 1/4W	[M]
R593	ERDS2TJ102T	1K 1/4W	[M]
R594	ERDS2TJ102T	1K 1/4W	[M]
R595	ERDS2TJ331T	330 1/4W	[M]
R596	ERDS2TJ331T	330 1/4W	[M]
R597	ERDS2TJ102T	1K 1/4W	[M]
R598	ERDS2TJ102T	1K 1/4W	[M]
R601	ERDS2TJ472T	4.7K 1/4W	[M]
R602	ERDS2TJ472T	4.7K 1/4W	[M]
R603	ERDPS2VF122T	1.2K 1/4W	[M]
R604	ERDPS2VF122T	1.2K 1/4W	[M]
R605	ERDS2TJ221T	220 1/4W	[M]
R606	ERDS2TJ221T	220 1/4W	[M]
R607	ERDPS2VF223T	22K 1/4W	[M]
R608	ERDPS2VF223T	22K 1/4W	[M]
R609	ERDS2TJ470T	47 1/4W	[M]
R610	ERDS2TJ470T	47 1/4W	[M]
R611	ERDS1FVJ100T	10 1/2W	[M] 
R612	ERDS1FVJ100T	10 1/2W	[M]
R616	ERD25FVJ181T	180 1/4W	[M]

R617	ERD25FVJ181T	180 1/4W	[M] 
R618	ERD25FVJ181T	180 1/4W	[M] 
R619	ERD25FVJ181T	180 1/4W	[M] 
R620	ERD25FVJ181T	180 1/4W	[M] 
R621	ERDS2TJ682T	6.8K 1/4W	[M]
R622	ERDS2TJ682T	6.8K 1/4W	[M]
R623	ERDS2TJ682T	6.8K 1/4W	[M]
R624	ERD25FVJ4R7T	4.7 1/4W	[M] 
R625	ERG1SJ101E	100 1W	[M]
R626	ERG1SJ101E	100 1W	[M]
R627	ERG1SJ101E	100 1W	[M]N
R628	ERG1SJ101E	100 1W	[M]N
R629	ERDS2TJ682T	6.8K 1/4W	[M]
R631	ERDS2TJ154T	150K 1/4W	[M]
R632	ERDS2TJ184T	180K 1/4W	[M]
R633	ERDS2TJ473T	47K 1/4W	[M]
R634	ERDS2TJ274T	270K 1/4W	[M]
R635	ERDS2TJ103T	10K 1/4W	[M]
R637	ERDS2TJ154T	150K 1/4W	[M]
R638	ERDS2TJ154T	150K 1/4W	[M]
R640	ERDS2TJ682T	6.8K 1/4W	[M]
R641	ERDS2TJ472T	4.7K 1/4W	[M]
R642	ERDPS2VF122T	1.2K 1/4W	[M]
R643	ERDPS2VF223T	22K 1/4W	[M]
R644	ERDS1FVJ100T	10 1/2W	[M]
R645	ERDS2TJ470T	47 1/4W	[M]
R646	ERDS2TJ221T	220 1/4W	[M]
R647	ERDS2TJ221T	220 1/4W	[M]
R648	ERD25FVJ182T	1.8K 1/4W	[M]
R649	ERD25FVJ4R7T	4.7 1/4W	[M]
R650	ERDS2TJ223T	22K 1/4W	[M]
R651	ERDS2TJ472T	4.7K 1/4W	[M]
R652	ERDS2TJ472T	4.7K 1/4W	[M]
R653	ERDPS2VF122T	1.2K 1/4W	[M]
R654	ERDPS2VF122T	1.2K 1/4W	[M]

R655	ERDS2TJ221T	220 1/4W	[M]
R656	ERDS2TJ221T	220 1/4W	[M]
R657	ERDPS2VF223T	22K 1/4W	[M]
R658	ERDPS2VF223T	22K 1/4W	[M]
R659	ERDS2TJ470T	47 1/4W	[M]
R660	ERDS2TJ470T	47 1/4W	[M]
R661	ERDS1FVJ100T	10 1/2W	[M] 
R662	ERDS1FVJ100T	10 1/2W	[M]
R669	ERDS2TJ103T	10K 1/4W	[M]
R670	ERDS2TJ473T	47K 1/4W	[M]
R671	ERD25FVJ220T	22 1/4W	[M]
R672	ERD25FVJ220T	22 1/4W	[M]
R673	ERDS2TJ224T	220K 1/4W	[M]
R674	ERD25FVJ4R7T	4.7 1/4W	[M]
R675	ERD25FVJ220T	22 1/4W	[M]
R676	ERD25FVJ220T	22 1/4W	[M]
R677	ERD25FVJ220T	22 1/4W	[M] 
R678	ERD25FVJ220T	22 1/4W	[M] 
R679	ERDS2TJ682T	6.8K 1/4W	[M]
R680	ERDS2TJ184T	180K 1/4W	[M]
R681	ERDS2TJ154T	150K 1/4W	[M]
R682	ERDS2TJ184T	180K 1/4W	[M]
R683	ERDS2TJ473T	47K 1/4W	[M]
R684	ERDS2TJ274T	270K 1/4W	[M]
R685	ERDS2TJ103T	10K 1/4W	[M]
R686	ERDS2TJ274T	270K 1/4W	[M]
R687	ERDS2TJ154T	150K 1/4W	[M]
R688	ERDS2TJ154T	150K 1/4W	[M]
R689	ERDS2TJ154T	150K 1/4W	[M]
R690	ERDS2TJ154T	150K 1/4W	[M]
R691	ERDS2TJ153T	15K 1/4W	[M]
R692	ERDS2TJ153T	15K 1/4W	[M]
R693	ERDS2TJ822T	8.2K 1/4W	[M]
R694	ERDS2TJ822T	8.2K 1/4W	[M]
R695	ERDS2TJ223T	22K 1/4W	[M]

R696	ERDS2TJ223T	22K 1/4W	[M]
R705	ERDS2TJ472T	4.7K 1/4W	[M]
R706	ERDS2TJ102T	1K 1/4W	[M]
R707	ERD25FVJ221T	220 1/4W	[M]
R708	ERDS2TJ152T	1.5K 1/4W	[M]
R711	ERDS2TJ752T	7.5K 1/4W	[M]
R712	ERDS2TJ682T	6.8K 1/4W	[M]
R713	ERDS2TJ390T	39 1/4W	[M]
R714	ERDS2TJ390T	39 1/4W	[M]
R719	ERDS2TJ274T	270K 1/4W	[M]
R720	ERDS2TJ103T	10K 1/4W	[M]
R721	ERDS1FVJ561T	560 1/2W	[M] 
R722	ERDS2TJ123T	12K 1/4W	[M]
R723	ERDS1FVJ1R0T	1 1/2W	[M] 
R724	ERDS1FVJ1R0T	1 1/2W	[M]
R725	ERDS2TJ821T	820 1/4W	[M]
R726	ERD25FVJ101T	100 1/4W	[M] 
R727	ERD25FVJ101T	100 1/4W	[M] 
R728	ERDS2TJ274T	270K 1/4W	[M]
R729	ERDS2TJ274T	270K 1/4W	[M]
R751	ERC12UGK335D	3.3M 1/2W	[M]
R752	ERDS1FVJ220T	22 1/2W	[M]
R755	ERDS2TJ222T	2.2K 1/4W	[M]
R766	ERDS2TJ473T	47K 1/4W	[M]
R767	ERDS2TJ154T	150K 1/4W	[M]
R768	ERDS2TJ102T	1K 1/4W	[M]
R769	ERDS2TJ103T	10K 1/4W	[M]
R770	ERDS2TJ104T	100K 1/4W	[M]
R771	ERDS2TJ104T	100K 1/4W	[M]
R773	ERDS2TJ103T	10K 1/4W	[M]
R774	ERDS2TJ155T	1.5M 1/4W	[M]
R775	ERDS2TJ331T	330 1/4W	[M]
R776	ERDS1FVJ220T	22 1/2W	[M]
R777	ERDS2TJ154T	150K 1/4W	[M]
R778	ERDS2TJ472T	4.7K 1/4W	[M]

R779	ERDS2TJ103T	10K 1/4W	[M]
R780	ERDS1FVJ3R9T	3.9 1/2W	[M]
R782	ERDS2TJ390T	39 1/4W	[M]
R784	ERDS2TJ154T	150K 1/4W	[M]
R786	ERDS2TJ154T	150K 1/4W	[M]
R791	ERDS2TJ123T	12K 1/4W	[M]
R792	ERDS2TJ123T	12K 1/4W	[M]
R793	ERDS2TJ123T	12K 1/4W	[M]
R794	ERDS2TJ123T	12K 1/4W	[M]
R795	ERDS2TJ223T	22K 1/4W	[M]
R797	ERDS2TJ223T	22K 1/4W	[M]
R798	ERDS2TJ223T	22K 1/4W	[M]
R799	ERDS2TJ682T	6.8K 1/4W	[M]
R901	ERDS2TJ104T	100K 1/4W	[M]
R902	ERDS2TJ472T	4.7K 1/4W	[M]
R903	ERDS2TJ271T	270 1/4W	[M]
R904	ERDS2TJ121T	120 1/4W	[M]
R905	ERDS2TJ101T	100 1/4W	[M]
R906	ERDS2TJ474T	470K 1/4W	[M]
R907	ERDS2TJ472T	4.7K 1/4W	[M]
R908	ERDS2TJ222T	2.2K 1/4W	[M]
R909	ERDS2TJ222T	2.2K 1/4W	[M]
R910	ERDS2TJ223T	22K 1/4W	[M]
R911	ERDS2TJ223T	22K 1/4W	[M]
R912	ERDS2TJ104T	100K 1/4W	[M]
R913	ERDS2TJ102T	1K 1/4W	[M]
R914	ERDS2TJ102T	1K 1/4W	[M]
R915	ERDS2TJ103T	10K 1/4W	[M]
R916	ERDS2TJ104T	100K 1/4W	[M]
R917	ERDS2TJ104T	100K 1/4W	[M]
R918	ERDS2TJ104T	100K 1/4W	[M]
R919	ERDS2TJ101T	100 1/4W	[M]
R920	ERDS2TJ101T	100 1/4W	[M]
R921	ERDS2TJ473T	47K 1/4W	[M]
R922	ERDS2TJ102T	1K 1/4W	[M]
R923	ERDS2TJ332T	3.3K 1/4W	[M]


R924	ERDS2TJ332T	3.3K 1/4W	[M]
R925	ERDS2TJ121T	120 1/4W	[M]
R927	ERDS2TJ222T	2.2K 1/4W	[M]
R930	ERDS2TJ103T	10K 1/4W	[M]
R931	ERDS2TJ102T	1K 1/4W	[M]
R932	ERDS2TJ122T	1.2K 1/4W	[M]
R933	ERDS2TJ152T	1.5K 1/4W	[M]
R934	ERDS2TJ182T	1.8K 1/4W	[M]
R935	ERDS2TJ222T	2.2K 1/4W	[M]
R936	ERDS2TJ332T	3.3K 1/4W	[M]
R937	ERDS2TJ472T	4.7K 1/4W	[M]
R938	ERDS2TJ682T	6.8K 1/4W	[M]
R939	ERDS2TJ271T	270 1/4W	[M]
R940	ERDS2TJ103T	10K 1/4W	[M]
R941	ERDS2TJ102T	1K 1/4W	[M]
R942	ERDS2TJ122T	1.2K 1/4W	[M]
R943	ERDS2TJ152T	1.5K 1/4W	[M]
R944	ERDS2TJ182T	1.8K 1/4W	[M]
R945	ERDS2TJ222T	2.2K 1/4W	[M]
R946	ERDS2TJ332T	3.3K 1/4W	[M]
R947	ERDS2TJ472T	4.7K 1/4W	[M]
R948	ERDS2TJ271T	270 1/4W	[M]
R949	ERDS2TJ271T	270 1/4W	[M]
R950	ERDS2TJ271T	270 1/4W	[M]
R951	ERDS2TJ271T	270 1/4W	[M]
R952	ERDS2TJ103T	10K 1/4W	[M]
R953	ERDS2TJ103T	10K 1/4W	[M]
R954	ERDS2TJ101T	100 1/4W	[M]
R955	ERDS2TJ101T	100 1/4W	[M]
R956	ERDS2TJ102T	1K 1/4W	[M]
R957	ERDS2TJ472T	4.7K 1/4W	[M]
R958	ERDS2TJ473T	47K 1/4W	[M]
R960	ERDS2TJ104T	100K 1/4W	[M]
R961	ERDS2TJ104T	100K 1/4W	[M]
R1003	ERJ3GEYJ102Z	1K 1/16W	[M]
R1004	ERJ3GEYJ102Z	1K 1/16W	[M]

R1005	ERJ3GEYJ102Z	1K 1/16W	[M]
R1006	ERJ3GEYJ102Z	1K 1/16W	[M]
R1007	ERJ3GEYJ100V	10 1/16W	[M]
R1010	ERJ3GEYJ102Z	1K 1/16W	[M]
R1011	ERJ3GEYJ102Z	1K 1/16W	[M]
R1012	ERJ3GEYJ103Z	10K 1/16W	[M]
R1013	ERJ3GEYJ103Z	10K 1/16W	[M]
R1014	ERJ3GEYJ103Z	10K 1/16W	[M]
R1015	ERJ3GEYJ103Z	10K 1/16W	[M]
R1016	ERJ3GEYJ103Z	10K 1/16W	[M]
R1017	ERJ3GEYJ103Z	10K 1/16W	[M]
R1018	ERJ3GEYJ103Z	10K 1/16W	[M]
R1019	ERJ3GEYJ103Z	10K 1/16W	[M]
R1020	ERJ3GEYJ103Z	10K 1/16W	[M]
R1021	ERJ3GEYJ103Z	10K 1/16W	[M]
R1022	ERJ3GEYJ472V	4.7K 1/16W	[M]
R1023	ERJ3GEYJ103Z	10K 1/16W	[M]
R1024	ERJ3GEYJ472V	4.7K 1/16W	[M]
R1025	ERJ3GEYJ103Z	10K 1/16W	[M]
R1026	ERJ3GEYJ330V	33 1/16W	[M]
R1027	ERJ3GEYJ472V	4.7K 1/16W	[M]
R1028	ERJ3GEYJ333V	33K 1/16W	[M]
R1029	ERJ3GEYJ472V	4.7K 1/16W	[M]
R1030	ERJ3GEYJ105V	1M 1/16W	[M]
R1031	ERJ3GEYJ122V	1.2K 1/16W	[M]
R1032	ERJ3GEYJ330V	33 1/16W	[M]
R1033	ERJ3GEYJ102Z	1K 1/16W	[M]
R1034	ERJ3GEYJ102Z	1K 1/16W	[M]
R1035	ERJ3GEYJ102Z	1K 1/16W	[M]
R1036	ERJ3GEYJ102Z	1K 1/16W	[M]
R1037	ERJ3GEYJ104Z	100K 1/16W	[M]
R1038	ERJ3GEYJ102Z	1K 1/16W	[M]
R1039	ERJ3GEYJ104Z	100K 1/16W	[M]
R1040	ERJ3GEYJ102Z	1K 1/16W	[M]
R1041	ERJ3GEYJ330V	33 1/16W	[M]
R1042	ERJ3GEYJ330V	33 1/16W	[M]

R1043	ERJ3GEYJ470V	47 1/16W	[M]
R1044	ERJ3GEYJ470V	47 1/16W	[M]
R1045	ERJ3GEYJ470V	47 1/16W	[M]
R1046	ERJ3GEYJ102Z	1K 1/16W	[M]
R1047	ERJ3GEYJ1R5V	1.5 1/16W	[M]
R1048	ERJ3GEYJ104Z	100K 1/16W	[M]
R1049	ERJ3GEYJ102Z	1K 1/16W	[M]
R1050	ERJ3GEYJ102Z	1K 1/16W	[M]
R1051	ERJ3GEYJ102Z	1K 1/16W	[M]
R1052	ERJ3GEYJ102Z	1K 1/16W	[M]
R1053	ERJ3GEYJ102Z	1K 1/16W	[M]
R1054	ERJ3GEYJ102Z	1K 1/16W	[M]
R1055	ERJ3GEYJ102Z	1K 1/16W	[M]
R1056	ERJ3GEYJ102Z	1K 1/16W	[M]
R1057	ERJ3GEYJ102Z	1K 1/16W	[M]
R1058	ERJ3GEYJ102Z	1K 1/16W	[M]
R1059	ERJ3GEYJ102Z	1K 1/16W	[M]
R1062	ERJ3GEYJ102Z	1K 1/16W	[M]
R1063	ERJ3GEYJ102Z	1K 1/16W	[M]
R1064	ERJ3GEYJ331V	330 1/16W	[M]
R1065	ERJ3GEYJ331V	330 1/16W	[M]
R1066	ERJ3GEYJ331V	330 1/16W	[M]
R1067	ERJ3GEYJ331V	330 1/16W	[M]
R1068	ERJ3GEYJ473V	47K 1/16W	[M]
R1069	ERJ3GEYJ100V	10 1/16W	[M]
R1201	ERDS2TJ473T	47K 1/4W	[M]
R1202	ERDS2TJ473T	47K 1/4W	[M]
R1203	ERDS2TJ102T	1K 1/4W	[M]
R1204	ERDS2TJ102T	1K 1/4W	[M]
R1205	ERDS2TJ222T	2.2K 1/4W	[M]
R1206	ERDS2TJ222T	2.2K 1/4W	[M]
R1207	ERDS2TJ472T	4.7K 1/4W	[M]
R1208	ERDS2TJ472T	4.7K 1/4W	[M]
R1209	ERDS2TJ332T	3.3K 1/4W	[M]
R1210	ERDS2TJ332T	3.3K 1/4W	[M]
R1211	ERDS2TJ332T	3.3K 1/4W	[M]

R1212	ERDS2TJ332T	3.3K 1/4W	[M]
R1213	ERDS2TJ102T	1K 1/4W	[M]
R1214	ERDS2TJ102T	1K 1/4W	[M]
R1215	ERDS2TJ102T	1K 1/4W	[M]
R1216	ERDS2TJ102T	1K 1/4W	[M]
R1217	ERDS2TJ183T	18K 1/4W	[M]
R1218	ERDS2TJ183T	18K 1/4W	[M]
R1219	ERDS2TJ222T	2.2K 1/4W	[M]
R1220	ERDS2TJ222T	2.2K 1/4W	[M]
R1221	ERDS2TJ473T	47K 1/4W	[M]
R1222	ERDS2TJ473T	47K 1/4W	[M]
R1223	ERDS2TJ102T	1K 1/4W	[M]
R1224	ERDS2TJ102T	1K 1/4W	[M]
R1225	ERDS2TJ183T	18K 1/4W	[M]
R1226	ERDS2TJ183T	18K 1/4W	[M]
R1227	ERDS2TJ222T	2.2K 1/4W	[M]
R1228	ERDS2TJ222T	2.2K 1/4W	[M]
R1229	ERDS2TJ473T	47K 1/4W	[M]
R1230	ERDS2TJ472T	4.7K 1/4W	[M]
R1231	ERDS2TJ472T	4.7K 1/4W	[M]
R1232	ERDS2TJ473T	47K 1/4W	[M]
R1233	ERDS2TJ103T	10K 1/4W	[M]
R1236	ERDS2TJ102T	1K 1/4W	[M]
R1237	ERDS2TJ473T	47K 1/4W	[M]
R1238	ERDS2TJ473T	47K 1/4W	[M]
R1239	ERDS2TJ104T	100K 1/4W	[M]
R1240	ERDS2TJ104T	100K 1/4W	[M]
R1241	ERDS2TJ101T	100 1/4W	[M]
R1242	ERDS2TJ101T	100 1/4W	[M]
R1243	ERDS2TJ473T	47K 1/4W	[M]
R1244	ERDS2TJ473T	47K 1/4W	[M]
R1245	ERDS2TJ104T	100K 1/4W	[M]
R1246	ERDS2TJ104T	100K 1/4W	[M]
R1249	ERDS2TJ101T	100 1/4W	[M]
R1250	ERDS2TJ101T	100 1/4W	[M]
R1251	ERDS2TJ473T	47K 1/4W	[M]

R1252	ERDS2TJ473T	47K 1/4W	[M]
R1253	ERDS2TJ104T	100K 1/4W	[M]
R1254	ERDS2TJ104T	100K 1/4W	[M]
R1256	ERDS2TJ272T	2.7K 1/4W	[M]
R1257	ERDS2TJ101T	100 1/4W	[M]
R1258	ERDS2TJ121T	120 1/4W	[M]
R1259	ERDS2TJ473T	47K 1/4W	[M]
R1260	ERDS2TJ102T	1K 1/4W	[M]
R1261	ERDS2TJ224T	220K 1/4W	[M]
R1262	ERDS2TJ224T	220K 1/4W	[M]
R1263	ERDS2TJ223T	22K 1/4W	[M]
R1264	ERDS2TJ223T	22K 1/4W	[M]
R1265	ERDS2TJ472T	4.7K 1/4W	[M]
R1266	ERDS2TJ472T	4.7K 1/4W	[M]
R1267	ERDS2TJ103T	10K 1/4W	[M]
R1268	ERDS2TJ103T	10K 1/4W	[M]
R1269	ERDS2TJ103T	10K 1/4W	[M]
R1270	ERDS2TJ103T	10K 1/4W	[M]
R1271	ERDS2TJ103T	10K 1/4W	[M]
R1272	ERDS2TJ103T	10K 1/4W	[M]
R1273	ERDS2TJ473T	47K 1/4W	[M]
R1274	ERDS2TJ473T	47K 1/4W	[M]
R1275	ERDS2TJ472T	4.7K 1/4W	[M]
R1301	ERDS2TJ332T	3.3K 1/4W	[M]
R1302	ERDS2TJ102T	1K 1/4W	[M]
R1303	ERDS2TJ470T	47 1/4W	[M]
R1304	ERDS2TJ332T	3.3K 1/4W	[M]
R1305	ERDS2TJ102T	1K 1/4W	[M]
R1306	ERDS2TJ470T	47 1/4W	[M]
R1307	ERDS2TJ332T	3.3K 1/4W	[M]
R1308	ERDS2TJ102T	1K 1/4W	[M]
R1309	ERDS2TJ470T	47 1/4W	[M]
R1310	ERDS2TJ100T	10 1/4W	[M]
R1351	ERDS2TJ102T	1K 1/4W	[M]
R1352	ERDS2TJ102T	1K 1/4W	[M]
R1353	ERDS2TJ102T	1K 1/4W	[M]

R1679	ERDS2TJ102T	1K 1/4W	[M]
R1680	ERDS2TJ102T	1K 1/4W	[M]
R1681	ERDS2TJ220T	22 1/4W	[M]
R1682	ERDS2TJ220T	22 1/4W	[M]
R1683	ERDS2TJ220T	22 1/4W	[M]
R1684	ERDS2TJ220T	22 1/4W	[M]
R1685	ERDS2TJ220T	22 1/4W	[M]
R1686	ERDS2TJ220T	22 1/4W	[M]
R1687	ERDS2TJ220T	22 1/4W	[M]
R1688	ERDS2TJ220T	22 1/4W	[M]
R1689	ERDS2TJ220T	22 1/4W	[M]
R1690	ERDS2TJ220T	22 1/4W	[M]
R1691	ERDS2TJ220T	22 1/4W	[M]
R1692	ERDS2TJ220T	22 1/4W	[M]
R1693	ERDS2TJ220T	22 1/4W	[M]
R1694	ERDS2TJ220T	22 1/4W	[M]
R1695	ERDS2TJ220T	22 1/4W	[M]
R1696	ERDS2TJ220T	22 1/4W	[M]
R1697	ERDS2TJ220T	22 1/4W	[M]
R1698	ERDS2TJ220T	22 1/4W	[M]
R1699	ERDS2TJ332T	3.3K 1/4W	[M]
R1701	ERDS1FVJ4R7T	4.7 1/2W	[M]
R1702	ERDS1FVJ4R7T	4.7 1/2W	[M] 
R1707	ERDS2TJ821T	820 1/4W	[M]
R1708	ERDS2TJ331T	330 1/4W	[M]
R1709	ERDS2TJ331T	330 1/4W	[M]
R1710	ERDS2TJ272T	2.7K 1/4W	[M]
R1711	ER0S2TKF3900	39 1/4W	[M]
R1712	ER0S2TKF3900	39 1/4W	[M]
R1715	ERDS2TJ392T	3.9K 1/4W	[M]
R1901	ERDS2TJ102T	1K 1/4W	[M]
R1902	ERDS2TJ472T	4.7K 1/4W	[M]
R1903	ERDS2TJ104T	100K 1/4W	[M]
R1904	ERDS2TJ121T	120 1/4W	[M]
R1905	ERDS2TJ271T	270 1/4W	[M]
R1906	ERDS2TJ101T	100 1/4W	[M]

R1909	ERDS2TJ102T	1K 1/4W	[M]
R1910	ERDS2TJ102T	1K 1/4W	[M]
R1911	ERDS2TJ102T	1K 1/4W	[M]
R1912	ERDS2TJ102T	1K 1/4W	[M]
R1913	ERDS2TJ102T	1K 1/4W	[M]
R1914	ERDS2TJ102T	1K 1/4W	[M]
R1915	ERDS2TJ101T	100 1/4W	[M]
R1916	ERDS2TJ101T	100 1/4W	[M]
R1917	ERDS2TJ102T	1K 1/4W	[M]
R1918	ERDS2TJ102T	1K 1/4W	[M]
R1919	ERDS2TJ102T	1K 1/4W	[M]
R1920	ERDS2TJ102T	1K 1/4W	[M]
R1922	ERDS2TJ104T	100K 1/4W	[M]
R1923	ERDS2TJ102T	1K 1/4W	[M]
R1924	ERDS2TJ102T	1K 1/4W	[M]
R1925	ERDS2TJ102T	1K 1/4W	[M]
R1926	ERDS2TJ102T	1K 1/4W	[M]
R1927	ERDS2TJ102T	1K 1/4W	[M]
R1928	ERDS2TJ101T	100 1/4W	[M]
R1929	ERDS2TJ101T	100 1/4W	[M]
R1930	ERDS2TJ101T	100 1/4W	[M]
R1931	ERDS2TJ101T	100 1/4W	[M]
R1932	ERDS2TJ101T	100 1/4W	[M]
R1933	ERDS2TJ101T	100 1/4W	[M]
R1934	ERDS2TJ101T	100 1/4W	[M]
R1935	ERDS2TJ101T	100 1/4W	[M]
R1936	ERDS2TJ101T	100 1/4W	[M]
R1937	ERDS2TJ101T	100 1/4W	[M]
R1938	ERDS2TJ101T	100 1/4W	[M]
R1939	ERDS2TJ101T	100 1/4W	[M]
R1940	ERDS2TJ101T	100 1/4W	[M]
R1941	ERDS2TJ101T	100 1/4W	[M]
R1942	ERDS2TJ101T	100 1/4W	[M]
R1943	ERDS2TJ101T	100 1/4W	[M]
R1946	ERDS2TJ102T	1K 1/4W	[M]

		CAPACITORS	
C301	ECA1CAK470XB	47 16V	[M]
C302	ECBT1H223KB5	0.022 50V	[M]
C303	ECA1CAK470XB	47 16V	[M]
C304	ECBT1H223KB5	0.022 50V	[M]
C305	ECBT1H470J5	47P 50V	[M]
C306	ECBT1H470J5	47P 50V	[M]
C307	ECBT1H470J5	47P 50V	[M]
C308	ECBT1H470J5	47P 50V	[M]
C309	ECBT1H104KB5	0.1 50V	[M]
C310	ECBT1H104KB5	0.1 50V	[M]
C311	ECBT1H104KB5	0.1 50V	[M]
C312	ECBT1H104KB5	0.1 50V	[M]
C313	ECA1CAK101XB	100 16V	[M]
C314	ECA1CAK101XB	100 16V	[M]
C351	ECA1CAK470XB	47 16V	[M]
C352	ECA1CAK470XB	47 16V	[M]
C353	ECA1CAK470XB	47 16V	[M]
C354	ECA1CAK470XB	47 16V	[M]
C355	ECBT1H470J5	47P 50V	[M]
C356	ECBT1H470J5	47P 50V	[M]
C357	ECBT1H470J5	47P 50V	[M]
C358	ECBT1H103KB5	0.01 50V	[M]
C359	ECBT1H104KB5	0.1 50V	[M]
C360	ECBT1H104KB5	0.1 50V	[M]
C361	ECA0JAK101XB	100 6.3V	[M]
C362	ECA0JAK101XB	100 6.3V	[M]
C363	ECA0JAK101XB	100 6.3V	[M]
C364	ECA0JAK101XB	100 6.3V	[M]
C365	ECBT1H103KB5	0.01 50V	[M]
C366	ECBT1H103KB5	0.01 50V	[M]
C401	ECA1EPXS100B	10 25V	[M]
C402	ECA1EPXS100B	10 25V	[M]
C403	ECBT1H103KB5	0.01 50V	[M]
C404	ECBT1H103KB5	0.01 50V	[M]



C405	ECBT1H101KB5	100P 50V	[M]
C406	ECBT1H101KB5	100P 50V	[M]
C407	ECA1EPXS100B	10 25V	[M]
C408	ECA1EPXS100B	10 25V	[M]
C409	ECA1EPXS100B	10 25V	[M]
C410	ECA1EPXS100B	10 25V	[M]
C411	ECBT1H103KB5	0.01 50V	[M]
C412	ECBT1H103KB5	0.01 50V	[M]
C413	ECA1EPXS100B	10 25V	[M]
C414	ECA1EPXS100B	10 25V	[M]
C415	ECBT1H103KB5	0.01 50V	[M]
C416	ECBT1H103KB5	0.01 50V	[M]
C417	ECA1EPXS100B	10 25V	[M]
C418	ECA1EPXS100B	10 25V	[M]
C419	ECBT1H103KB5	0.01 50V	[M]
C420	ECBT1H103KB5	0.01 50V	[M]
C435	ECBT1H101KB5	100P 50V	[M]
C436	ECBT1H101KB5	100P 50V	[M]
C437	ECBT1H101KB5	100P 50V	[M]
C438	ECBT1H101KB5	100P 50V	[M]
C439	ECBT1H331KB5	330P 50V	[M]
C440	ECBT1H331KB5	330P 50V	[M]
C441	ECBT1H101KB5	100P 50V	[M]
C442	ECBT1H101KB5	100P 50V	[M]
C443	ECBT1H103KB5	0.01 50V	[M]
C444	ECBT1H101KB5	100P 50V	[M]
C445	ECA1EPXS100B	10 25V	[M]
C446	ECA1EPXS100B	10 25V	[M]
C451	ECA1HAK4R7XB	4.7 50V	[M]
C452	ECA1HAK4R7XB	4.7 50V	[M]
C453	ECBT1H101KB5	100P 50V	[M]
C454	ECBT1H101KB5	100P 50V	[M]
C455	ECBT1H102KB5	1000P 50V	[M]
C456	ECBT1H102KB5	1000P 50V	[M]
C457	ECA1AAK330XB	33 10V	[M]
C458	ECA1AAK330XB	33 10V	[M]

C459	ECQB1H223JM3	0.022 50V	[M]
C460	ECQB1H223JM3	0.022 50V	[M]
C461	ECQB1H682JM3	6800P 50V	[M]
C462	ECQB1H682JM3	6800P 50V	[M]
C463	ECA1HAK4R7XB	4.7 50V	[M]
C464	ECA1HAK4R7XB	4.7 50V	[M]
C465	ECBT1H103KB5	0.01 50V	[M]
C466	ECBT1H103KB5	0.01 50V	[M]
C467	ECBT1H103KB5	0.01 50V	[M]
C468	ECBT1H101KB5	100P 50V	[M]
C471	ECA1HPXS4R7B	4.7 50V	[M]
C472	ECA1HPXS4R7B	4.7 50V	[M]
C473	ECA1HPXS4R7B	4.7 50V	[M]
C474	ECA1HPXS4R7B	4.7 50V	[M]
C475	ECBT1H103KB5	0.01 50V	[M]
C476	ECBT1H103KB5	0.01 50V	[M]
C477	ECA1EPXS100B	10 25V	[M]
C478	ECA1EPXS100B	10 25V	[M]
C479	ECBT1H103KB5	0.01 50V	[M]
C480	ECBT1H103KB5	0.01 50V	[M]
C481	ECA1CPXS330B	33 16V	[M]
C482	ECA1CPXS330B	33 16V	[M]
C483	ECA1HPXS4R7B	4.7 50V	[M]
C484	ECBT1H331KB5	330P 50V	[M]
C485	ECA1CPXS330B	33 16V	[M]
C486	ECA1CPXS330B	33 16V	[M]
C487	ECA1CPXS330B	33 16V	[M]
C488	ECBT1H101KB5	100P 50V	[M]
C489	ECA1EPXS100B	10 25V	[M]
C490	ECA1EPXS100B	10 25V	[M]
C501	ECA0JAK101XB	100 6.3V	[M]
C502	ECA0JAK101XB	100 6.3V	[M]
C503	ECQV1H104JZ3	0.1 50V	[M]
C504	ECQV1H104JZ3	0.1 50V	[M]
C511	ECA1HAK4R7XB	4.7 50V	[M]
C512	ECA1HAK4R7XB	4.7 50V	[M]

C513	ECBT1H101KB5	100P 50V	[M]
C514	ECBT1H101KB5	100P 50V	[M]
C515	ECBT1H221KB5	220P 50V	[M]
C516	ECBT1H221KB5	220P 50V	[M]
C517	ECBT1H330J5	33P 50V	[M]
C518	ECBT1H330J5	33P 50V	[M]
C519	ECA1HAK4R7XB	4.7 50V	[M]
C520	ECA1HAK4R7XB	4.7 50V	[M]
C521	ECA1HAK4R7XB	4.7 50V	[M]
C522	ECA1HAK4R7XB	4.7 50V	[M]
C523	ECQB1H123JM3	0.012 50V	[M]
C524	ECQB1H123JM3	0.012 50V	[M]
C525	ECQV1H683JZ3	0.068 50V	[M]
C526	ECQV1H683JZ3	0.068 50V	[M]
C527	ECQB1H562JF3	5600P 50V	[M]
C528	ECQB1H562JF3	5600P 50V	[M]
C529	ECQV1H273JZ3	0.027 50V	[M]
C530	ECQV1H273JZ3	0.027 50V	[M]
C531	ECBT1H103KB5	0.01 50V	[M]
C532	ECBT1H103KB5	0.01 50V	[M]
C533	ECA1CAK100XB	10 16V	[M]
C534	ECA1CAK100XB	10 16V	[M]
C541	ECBT1H560J5	56P 50V	[M]
C542	ECBT1H560J5	56P 50V	[M]
C543	ECBT1H560J5	56P 50V	[M]
C544	ECBT1H560J5	56P 50V	[M]
C545	ECBT1H560J5	56P 50V	[M]
C547	ECQV1H104JZ3	0.1 50V	[M]
C548	ECQV1H104JZ3	0.1 50V	[M]
C549	ECA1EPXS100B	10 25V	[M]
C550	ECA1EPXS100B	10 25V	[M]
C551	ECQV1H104JZ3	0.1 50V	[M]
C552	ECQV1H104JZ3	0.1 50V	[M]
C553	ECA1EPXS100B	10 25V	[M]
C554	ECA1EPXS100B	10 25V	[M]
C555	ECQV1H104JZ3	0.1 50V	[M]

C561	ECA1CPXS330B	33 16V	[M]
C562	ECA1CPXS330B	33 16V	[M]
C563	ECBT1H331KB5	330P 50V	[M]
C564	ECBT1H331KB5	330P 50V	[M]
C565	ECA1EPXS100B	10 25V	[M]
C566	ECA1EPXS100B	10 25V	[M]
C567	ECA1CPXS330B	33 16V	[M]
C568	ECA1CPXS330B	33 16V	[M]
C569	ECA1CPXS330B	33 16V	[M]
C570	ECA1CPXS330B	33 16V	[M]
C571	ECA1CPXS330B	33 16V	[M]
C572	ECBT1H104KB5	0.1 50V	[M]
C573	ECA1EPXS470B	47 25V	[M]
C574	ECA1EPXS470B	47 25V	[M]
C575	ECBT1H103KB5	0.01 50V	[M]
C576	ECBT1H103KB5	0.01 50V	[M]
C577	ECA1EPXS100B	10 25V	[M]
C578	ECA1EPXS100B	10 25V	[M]
C579	ECA1EPXS100B	10 25V	[M]
C580	ECA1EPXS100B	10 25V	[M]
C581	ECBT1H271KB5	270P 50V	[M]
C582	ECBT1H271KB5	270P 50V	[M]
C583	ECA1CPXS330B	33 16V	[M]
C584	ECA1CPXS330B	33 16V	[M]
C585	ECA1EPXS100B	10 25V	[M]
C586	ECBT1H271KB5	270P 50V	[M]
C587	ECA1CPXS330B	33 16V	[M]
C588	ECBT1H103KB5	0.01 50V	[M]
C589	ECBT1H103KB5	0.01 50V	[M]
C590	ECBT1H103KB5	0.01 50V	[M]
C591	ECBT1H103KB5	0.01 50V	[M]
C601	ECA1EPXS470B	47 25V	[M]
C602	ECA1EPXS470B	47 25V	[M]
C603	ECBT1H821KB5	820P 50V	[M]
C604	ECBT1H821KB5	820P 50V	[M]
C607	ECCR1H180KC5	18P 50V	[M]

C608	ECCR1H180KC5	18P 50V	[M]
C611	ECQV1H473JZ3	0.047 50V	[M]
C612	ECQV1H473JZ3	0.047 50V	[M]
C616	ECA1EAM101XB	100 25V	[M]
C617	ECEA2AN2R2SB	2.2 100V	[M]
C618	ECBT1H102KB5	1000P 50V	[M]
C621	ECA1JPX470TB	47 63V	[M]
C622	ECA1JPX470TB	47 63V	[M]
C625	ECA1HAM470XB	47 50V	[M]
C626	ECA1HAM470XB	47 50V	[M]
C627	ECA1HAM470XB	47 50V	[M]
C628	ECA1HAM470XB	47 50V	[M]
C635	ECBT1H103KB5	0.01 50V	[M]
C641	ECA1EPXS470B	47 25V	[M]
C642	ECBT1H821KB5	820P 50V	[M]
C643	ECCR1H180KC5	18P 50V	[M]
C644	ECQV1H473JZ3	0.047 50V	[M]
C647	ECBT1H821KB5	820P 50V	[M]
C648	ECA1JPX470TB	47 63V	[M]
C649	ECA1JPX470TB	47 63V	[M]
C650	ECCR1H180KC5	18P 50V	[M]
C651	ECA1EPXS470B	47 25V	[M]
C652	ECA1EPXS470B	47 25V	[M]
C653	ECBT1H821KB5	820P 50V	[M]
C654	ECBT1H821KB5	820P 50V	[M]
C655	ECBT1H102KB5	1000P 50V	[M]
C656	ECEA2AN2R2SB	2.2 100V	[M]
C657	ECCR1H180KC5	18P 50V	[M]
C658	ECCR1H180KC5	18P 50V	[M]
C660	ECBT1H103KB5	0.01 50V	[M]
C661	ECQV1H473JZ3	0.047 50V	[M]
C662	ECQV1H473JZ3	0.047 50V	[M]
C665	ECBT1H103KB5	0.01 50V	[M]
C666	ECA1EAM101XB	100 25V	[M]
C667	ECEA2AN2R2SB	2.2 100V	[M]
C668	ECBT1H102KB5	1000P 50V	[M]


C669	ECA1EAM101XB	100 25V	[M]
C671	ECA1JPX470TB	47 63V	[M]
C672	ECA1JPX470TB	47 63V	[M]
C701	ECBT1H103KB5	0.01 50V	[M]
C702	ECQE2104KF3	0.1 250V	[M]
C703	ECETX1J103YZ	0.01 63V	[M]
C704	ECETX1J103YZ	0.01 63V	[M]
C705	ECES1VV472U	4700 35V	[M]
C706	ECES1VV472U	4700 35V	[M]
C707	ECA1VAM101XB	100 35V	[M]
C708	ECKR1H103KB5	0.01 50V	[M]
C709	ECA1CAK330XB	33 16V	[M]
C710	ECBT1H103KB5	0.01 50V	[M]
C711	ECKR1H103KB5	0.01 50V	[M]
C712	ECA1HAK100XB	10 50V	[M]
C713	ECBT1H103KB5	0.01 50V	[M]
C714	ECA1EPXS470B	47 25V	[M]
C715	ECA1CAK101XB	100 16V	[M]
C721	ECQE2104KF3	0.1 250V	[M]
C722	ECQE2104KF3	0.1 250V	[M]
C741	ECQE2104KF3	0.1 250V	[M]
C742	ECA1CAM222XE	2200 16V	[M] 
C751	ECKWRS102MBC	1000P 400V	[M] 
C752	ECKR1H103KB5	0.01 50V	[M]
C753	ECA1CAM331XB	330 16V	[M]
C754	ECBT1H103KB5	0.01 50V	[M]
C755	ECA1CAK470XB	47 16V	[M]
C757	ECA1CAK100XB	10 16V	[M]
C758	ECA1EAM101XB	100 25V	[M]
C771	ECA1HAK4R7XB	4.7 50V	[M]
C772	ECA1HAK4R7XB	4.7 50V	[M]
C773	ECBT1H104KB5	0.1 50V	[M]
C774	ECA0JAK101XB	100 6.3V	[M]
C775	ECA1CAK100XB	10 16V	[M]
C776	ECA1HAK010XB	1 50V	[M]

C777	ECA1CAM221XB	220 16V	[M]
C778	ECA1CAK101XB	100 16V	[M]
C779	ECA1CAK101XB	100 16V	[M]
C780	ECA1CAM471XB	470 16V	[M]
C781	ECBT1H103KB5	0.01 50V	[M]
C901	ECA0JM102B	1000P 6.3V	[M]
C902	ECBT1H104KB5	0.1 50V	[M]
C903	ECBT1H103KB5	0.01 50V	[M]
C904	ECA0JM102B	1000P 6.3V	[M]
C905	ECA1HAK010XB	1 50V	[M]
C906	ECA1HAK010XB	1 50V	[M]
C907	ECBT1H103KB5	0.01 50V	[M]
C908	ECA1HAK220XB	22 50V	[M]
C909	ECA1HAK220XB	22 50V	[M]
C910	ECA1HAK220XB	22 50V	[M]
C911	ECA1HAK220XB	22 50V	[M]
C912	ECA1HAK100XB	10 50V	[M]
C913	ECA1HAK100XB	10 50V	[M]
C914	ECBT1H102KB5	1000P 50V	[M]
C915	ECBT1H102KB5	1000P 50V	[M]
C916	ECBT1H101KB5	100P 50V	[M]
C917	ECBT1H101KB5	100P 50V	[M]
C918	ECBT1H101KB5	100P 50V	[M]
C919	ECBT1H101KB5	100P 50V	[M]
C920	ECBT1H101KB5	100P 50V	[M]
C921	ECBT1H101KB5	100P 50V	[M]
C922	ECA1CAK100XB	10 16V	[M]
C923	ECA1CAK100XB	10 16V	[M]
C924	ECA1CAK100XB	10 16V	[M]
C925	ECBT1H103KB5	0.01 50V	[M]
C926	ECBT1H101KB5	100P 50V	[M]
C927	ECBT1H101KB5	100P 50V	[M]
C928	ECBT1H103KB5	0.01 50V	[M]
C930	ECA0JAK101XB	100 6.3V	[M]
C1001	ECEV0JA101SP	100 6.3V	[M]
C1002	ECEV1HA010SR	1 50V	[M]

C1003	ECEV0JA101SP	100 6.3V	[M]
C1004	ECEV0JA101SP	100 6.3V	[M]
C1005	ECEV0JA101SP	100 6.3V	[M]
C1006	ECEV0JA101SP	100 6.3V	[M]
C1007	ECEV1HA2R2SR	2.2 50V	[M]
C1008	ECEV0JA101SP	100 6.3V	[M]
C1009	ECEV0JA101SP	100 6.3V	[M]
C1010	ECEV0JA101SP	100 6.3V	[M]
C1011	ECEV0JA101SP	100 6.3V	[M]
C1015	ECUVNC104ZFV	0.1 16V	[M]
C1016	ECUVNC104ZFV	0.1 16V	[M]
C1020	ECUV1H102KBV	1000P 50V	[M]
C1024	ECUVNC104ZFV	0.1 16V	[M]
C1025	ECUVNC104ZFV	0.1 16V	[M]
C1026	ECUVNC104ZFV	0.1 16V	[M]
C1027	ECUVNC104ZFV	0.1 16V	[M]
C1029	ECUVNC104ZFV	0.1 16V	[M]
C1030	ECUV1H471JCV	470P 50V	[M]
C1031	ECUV1E103KBV	0.01 25V	[M]
C1032	ECUVNC104ZFV	0.1 16V	[M]
C1033	ECUV1H270JCV	27P 50V	[M]
C1034	ECUV1H101JCV	100P 50V	[M]
C1035	ECUV1H390JCV	39P 50V	[M]
C1036	ECUV1H101JCV	100P 50V	[M]
C1037	ECUV1H102KBV	1000P 50V	[M]
C1038	ECUV1H102KBV	1000P 50V	[M]
C1039	ECUV1H101JCV	100P 50V	[M]
C1040	ECUVNC104ZFV	0.1 16V	[M]
C1041	ECUVNC104ZFV	0.1 16V	[M]
C1042	ECUV1H102KBV	1000P 50V	[M]
C1043	ECUVNC104ZFV	0.1 16V	[M]
C1044	ECUV1H101JCV	100P 50V	[M]
C1045	ECUV1H101JCV	100P 50V	[M]
C1046	ECUV1H102KBV	1000P 50V	[M]
C1047	ECUV1H102KBV	1000P 50V	[M]
C1048	ECUVNC104ZFV	0.1 16V	[M]

C1049	ECUV1H102KBV	1000P 50V	[M]
C1050	ECUV1H102KBV	1000P 50V	[M]
C1051	ECUV1H152KBV	1500P 50V	[M]
C1052	ECUV1E103KBV	0.01 25V	[M]
C1053	ECUVNC104ZFV	0.1 16V	[M]
C1201	ECBT1C472KR5	4700P 16V	[M]
C1202	ECBT1C472KR5	4700P 16V	[M]
C1203	ECA1CPXS330B	33 16V	[M]
C1204	ECA1CPXS330B	33 16V	[M]
C1205	ECQB1H392JM3	3900P 50V	[M]
C1206	ECQB1H392JM3	3900P 50V	[M]
C1207	ECQB1H471JM3	470P 50V	[M]
C1208	ECQB1H471JM3	470P 50V	[M]
C1209	ECBT1H103KB5	0.01 50V	[M]
C1210	ECBT1H103KB5	0.01 50V	[M]
C1211	ECA1EPXS100B	10 25V	[M]
C1212	ECA1EPXS100B	10 25V	[M]
C1213	ECBT1C472KR5	4700P 16V	[M]
C1214	ECBT1C472KR5	4700P 16V	[M]
C1215	ECA1CPXS330B	33 16V	[M]
C1216	ECA1CPXS330B	33 16V	[M]
C1217	ECBT1C222KR5	2200P 16V	[M]
C1218	ECBT1C222KR5	2200P 16V	[M]
C1219	ECBT1H101KB5	100P 50V	[M]
C1220	ECBT1H101KB5	100P 50V	[M]
C1221	ECBT1H103KB5	0.01 50V	[M]
C1222	ECBT1H103KB5	0.01 50V	[M]
C1223	ECA1EPXS100B	10 25V	[M]
C1224	ECA1EPXS100B	10 25V	[M]
C1225	ECBT1C472KR5	4700P 16V	[M]
C1226	ECBT1H104KB5	0.1 50V	[M]
C1227	ECA1CPXS330B	33 16V	[M]
C1228	ECA1CPXS330B	33 16V	[M]
C1229	ECBT1C222KR5	2200P 16V	[M]
C1230	ECQV1H334JZ3	0.33 50V	[M]
C1231	ECBT1H101KB5	100P 50V	[M]

C1232	ECQB1H153JM3	0.015 50V	[M]
C1233	ECA1EPXS100B	10 25V	[M]
C1234	ECBT1H104KB5	0.1 50V	[M]
C1235	ECA1EPXS100B	10 25V	[M]
C1237	ECQV1H474JZ3	0.47 50V	[M]
C1238	ECBT1H103KB5	0.01 50V	[M]
C1239	ECBT1H103KB5	0.01 50V	[M]
C1240	ECA1EPXS100B	10 25V	[M]
C1241	ECBT1H271KB5	270P 50V	[M]
C1242	ECBT1H271KB5	270P 50V	[M]
C1243	ECA1HPXS4R7B	4.7 50V	[M]
C1244	ECA1HPXS4R7B	4.7 50V	[M]
C1245	ECA1HPXS4R7B	4.7 50V	[M]
C1246	ECA1HPXS4R7B	4.7 50V	[M]
C1251	ECBT1H104KB5	0.1 50V	[M]
C1252	ECBT1H104KB5	0.1 50V	[M]
C1253	ECA1EPXS100B	10 25V	[M]
C1254	ECA1EPXS100B	10 25V	[M]
C1255	ECA1HPXS4R7B	4.7 50V	[M]
C1256	ECA1HPXS4R7B	4.7 50V	[M]
C1257	ECA1HPXS4R7B	4.7 50V	[M]
C1258	ECA1HPXS4R7B	4.7 50V	[M]
C1261	ECA1EPXS100B	10 25V	[M]
C1262	ECA1EPXS100B	10 25V	[M]
C1263	ECBT1H391KB5	390P 50V	[M]
C1264	ECBT1H391KB5	390P 50V	[M]
C1265	ECBT1H151KB5	150P 50V	[M]
C1266	ECBT1H151KB5	150P 50V	[M]
C1267	ECEA1CKN100B	10 16V	[M]
C1268	ECEA1CKN100B	10 16V	[M]
C1269	ECEA1CKN100B	10 16V	[M]
C1270	ECEA1CKN100B	10 16V	[M]
C1271	ECA1EPXS100B	10 25V	[M]
C1272	ECBT1H103KB5	0.01 50V	[M]
C1277	ECBT1H104KB5	0.1 50V	[M]
C1278	ECBT1H104KB5	0.1 50V	[M]

C1279	ECA1EPXS100B	10 25V	[M]
C1280	ECA1EPXS100B	10 25V	[M]
C1281	ECA1HPXS4R7B	4.7 50V	[M]
C1282	ECA1HPXS4R7B	4.7 50V	[M]
C1283	ECA1HPXS4R7B	4.7 50V	[M]
C1284	ECA1HPXS4R7B	4.7 50V	[M]
C1286	ECBT1H104KB5	0.1 50V	[M]
C1291	ECBT1H104KB5	0.1 50V	[M]
C1292	ECBT1H104KB5	0.1 50V	[M]
C1294	ECA1EPXS100B	10 25V	[M]
C1295	ECA1EPXS100B	10 25V	[M]
C1296	ECBT1H104KB5	0.1 50V	[M]
C1301	ECBT1H150J5	15P 50V	[M]
C1302	ECBT1H103KB5	0.01 50V	[M]
C1303	ECBT1H104KB5	0.1 50V	[M]
C1304	ECBT1H150J5	15P 50V	[M]
C1305	ECBT1H103KB5	0.01 50V	[M]
C1306	ECBT1H104KB5	0.1 50V	[M]
C1307	ECBT1H150J5	15P 50V	[M]
C1308	ECBT1H103KB5	0.01 50V	[M]
C1309	ECBT1H104KB5	0.1 50V	[M]
C1310	ECBT1H103KB5	0.01 50V	[M]
C1311	ECBT1H104KB5	0.1 50V	[M]
C1312	ECBT1H104KB5	0.1 50V	[M]
C1313	ECA1EPXS470B	47 25V	[M]
C1314	ECA1HPXS4R7B	4.7 50V	[M]
C1315	ECBT1H104KB5	0.1 50V	[M]
C1351	ECBT1H101KB5	100P 50V	[M]
C1352	ECBT1H101KB5	100P 50V	[M]
C1353	ECBT1H101KB5	100P 50V	[M]
C1685	ECBT1H103KB5	0.01 50V	[M]
C1702	ECA1CAM222XE	2200 16V	[M] 
C1705	ECA1HAK010XB	1 50V	[M]
C1706	ECBT1H103KB5	0.01 50V	[M]
C1707	ECA1CAK101XB	100 16V	[M]
C1710	ECA0JAK470XB	47 6.3V	[M]

C1711	ECA1EPXS100B	10 25V	[M]
C1901	ECBT1H104KB5	0.1 50V	[M]
C1902	ECA0JAK101XB	100 6.3V	[M]
C1903	ECBT1H103KB5	0.01 50V	[M]
C1904	ECA1HAK010XB	1 50V	[M]
C1905	ECBT1H103KB5	0.01 50V	[M]
C1906	ECBT1H103KB5	0.01 50V	[M]
C1907	ECBT1H103KB5	0.01 50V	[M]
C1908	ECA1HAK010XB	1 50V	[M]
C1909	ECBT1C472KR5	4700P 16V	[M]
C1910	ECBT1H101KB5	100P 50V	[M]
C1911	ECBT1H102KB5	1000P 50V	[M]
C1912	ECBT1H101KB5	100P 50V	[M]
C1913	ECBT1H101KB5	100P 50V	[M]

•@

[TOP](#) [PREVIOUS](#) [NEXT](#)

13.3 Packing Materials& Accessories

Parts List

[TOP](#) [PREVIOUS](#) [NEXT](#)

Ref. No.	Part No.	Part Name& Description	Remarks
		PACKING MATERIALS	
P1	RPG4931	PACKING CASE	[M]K
P1	RPG4934	PACKING CASE	[M]N
P2	RPN1309	POLYFOAM	[M]
P3	RPFX0005	MIRAMAT BAG	[M]
		ACCESSORIES	
A1	EUR51984	REMOTE CONTROL	[M]N
A1	EUR51985	REMOTE CONTROL	[M]K
A1-1	UR51EC780	R/C BATTERY COVER	[M]K
A1-1	UR51EC780E	R/C BATTERY COVER	[M]N
A2	RJA0065-A	AC CORD	[M]
A3	RQT5512-Y	O/I BOOK (En/Cf)	[M]
A4	RSA0006	FM ANTENNA WIRE	[M]
A5	RSA0012	AM LOOP ANTENNA	[M]

•@

[TOP](#) [PREVIOUS](#) [NEXT](#)

13.4 Packaging

[TOP PREVIOUS](#)

ACCESSORY CASE

A1 : REMOTE CONTROL

A2 : AC CORD

A3 : O/I BOOK

A4 : FM ANTENNA WIRE

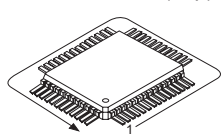
A5 : AM LOOP ANTENNA



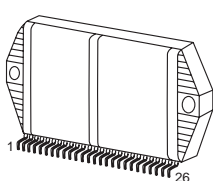
•@

[TOP PREVIOUS](#)

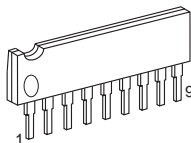
M38B57MCA242 (80p)
M38B57M6154F (80p)
CS4226-KQG (44p)



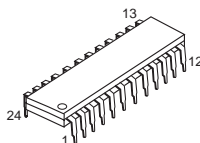
RSN313H25-P



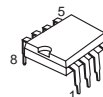
BA6218



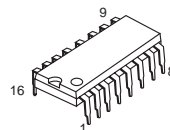
TC9459F



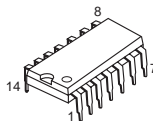
AN6558F
NJM2115D
NJM4580DD
NJM4580EDTE1



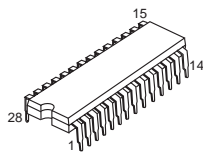
BU2090A
NJM2296D



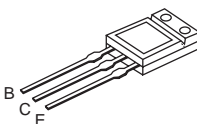
NJM2279D



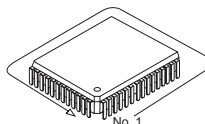
TC9162AN
TC9163AN



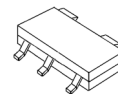
PQ30RV11



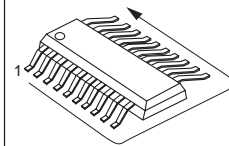
CS49326-CLR



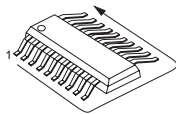
SNAHC1U04DBV



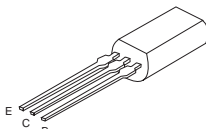
SN74LV244APW (20p)
SN74HCT244PW (20p)
SN74HCU04APW (8p)



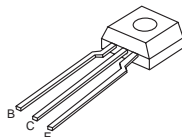
CS4341-KSRC (16p)



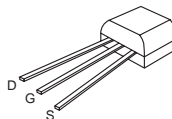
2SA1534AQRTA
2SC3940AQSTA



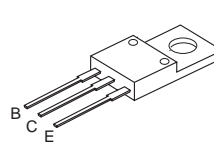
2SD1915FTA



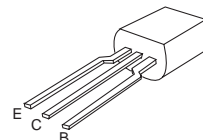
2SK2880CTA



2SB1548PQAU
2SD2374PQAU

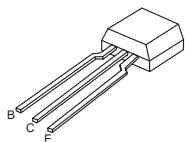


2SB621AQSTA
2SC1845FTA

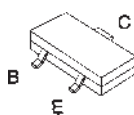


2SA933SSTA
2SC1740SSTA
RVTDTA113ZST
RVTDTA113ZST
RVTDTA114EST
RVTDTA114EST
RVTDTA114YST
RVTDTA114YST
RVTDTA143XST

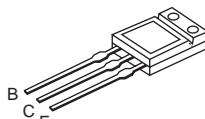
RVTDTA143XST
RVTDTA114YST



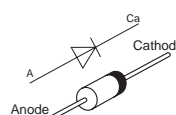
DTA114YETL



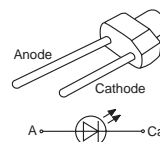
2SD2137PQTA



1N5402BM21
RK306LFU1



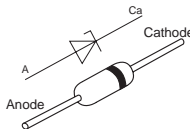
SLR325MCT31
SLR325YCT31
SLR325VCT31



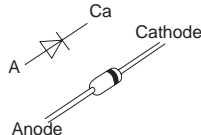
MTZJ10CTA
MTZJ16CTA
MTZJ27DTA
MTZJ30BTA
MTZJ3R0BTA
MTZJ3R3ATA
MTZJ3R9ATA
MTZJ5R1BTA

MTZJ5R6BTA
MTZJ6R2BTA
MTZJ6R2CTA
MTZJ6R8BTA
MTZJ7R5CTA
MTZJ8R2CTA
1SS291TA
RVD1SS133TA

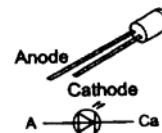
1SR35400V

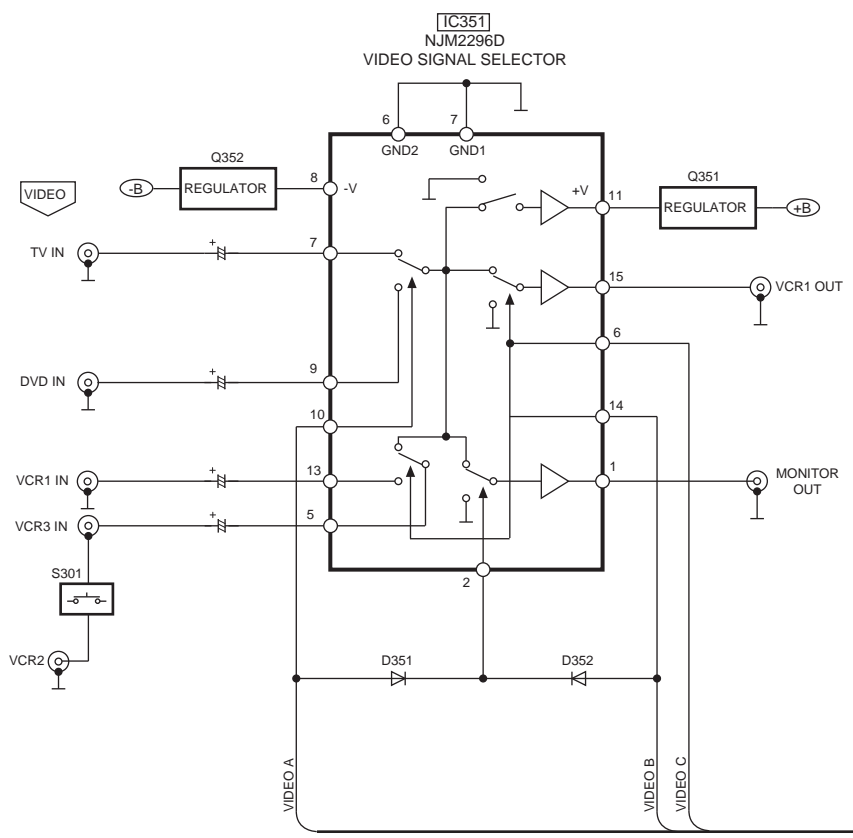
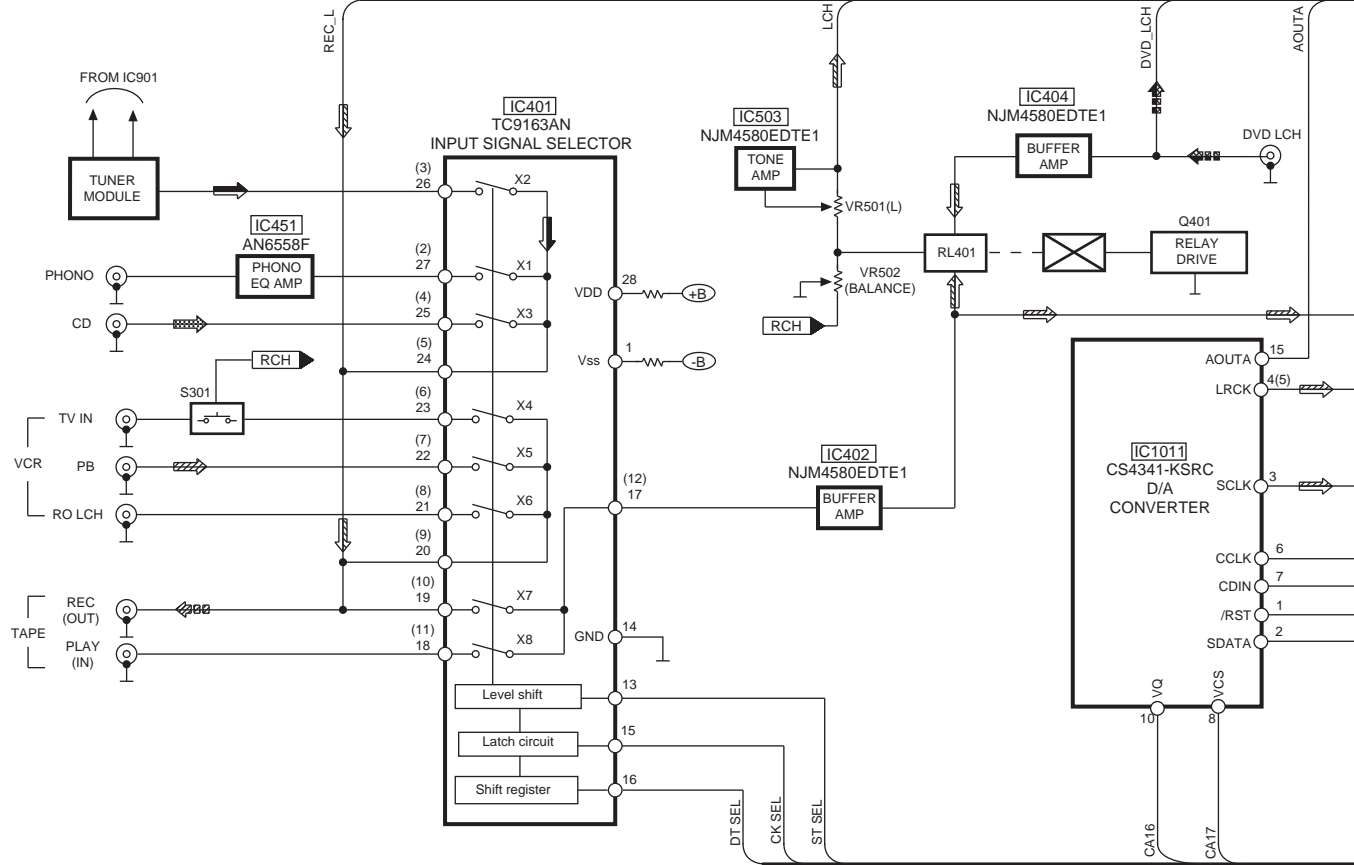


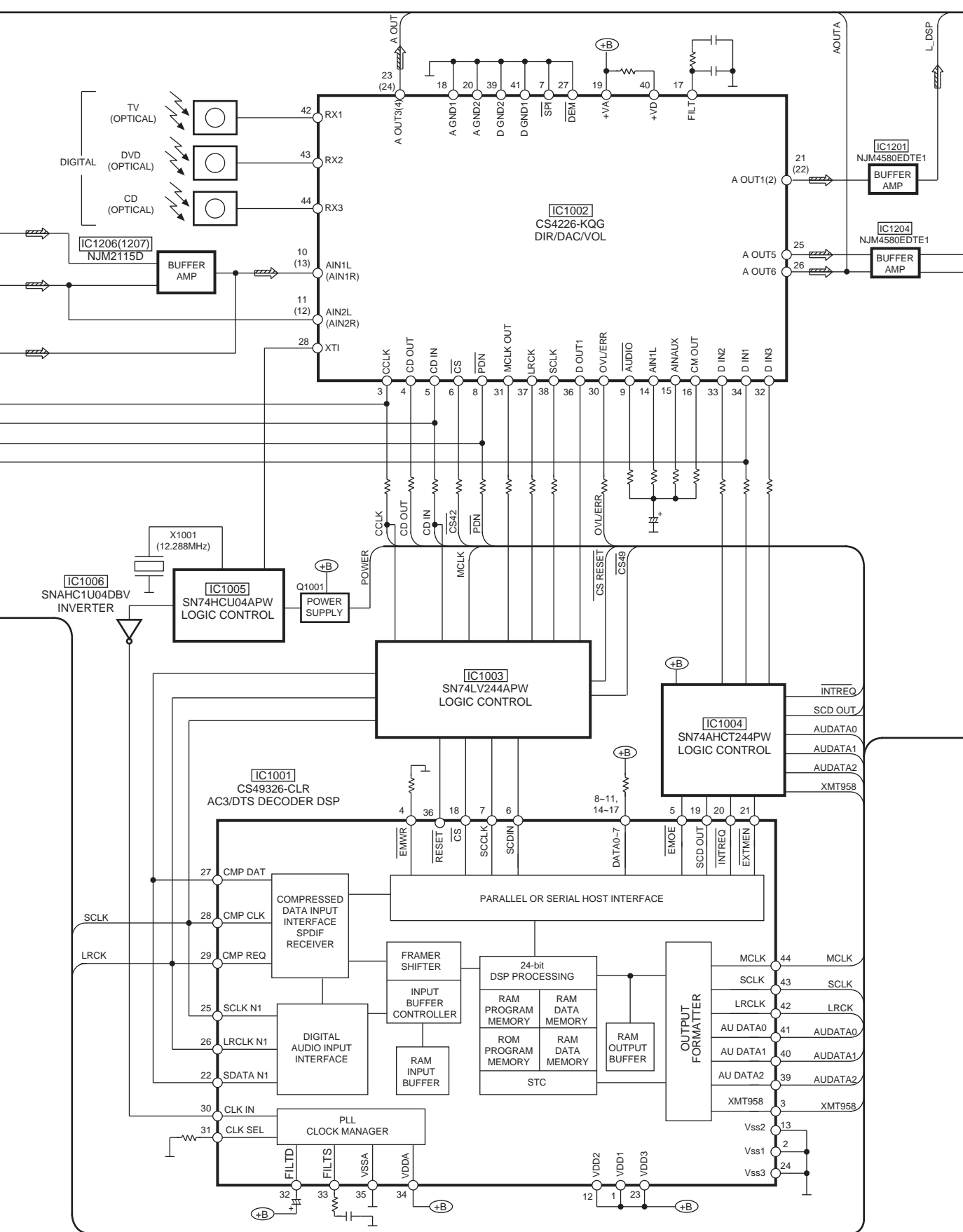
RB721Q40T77

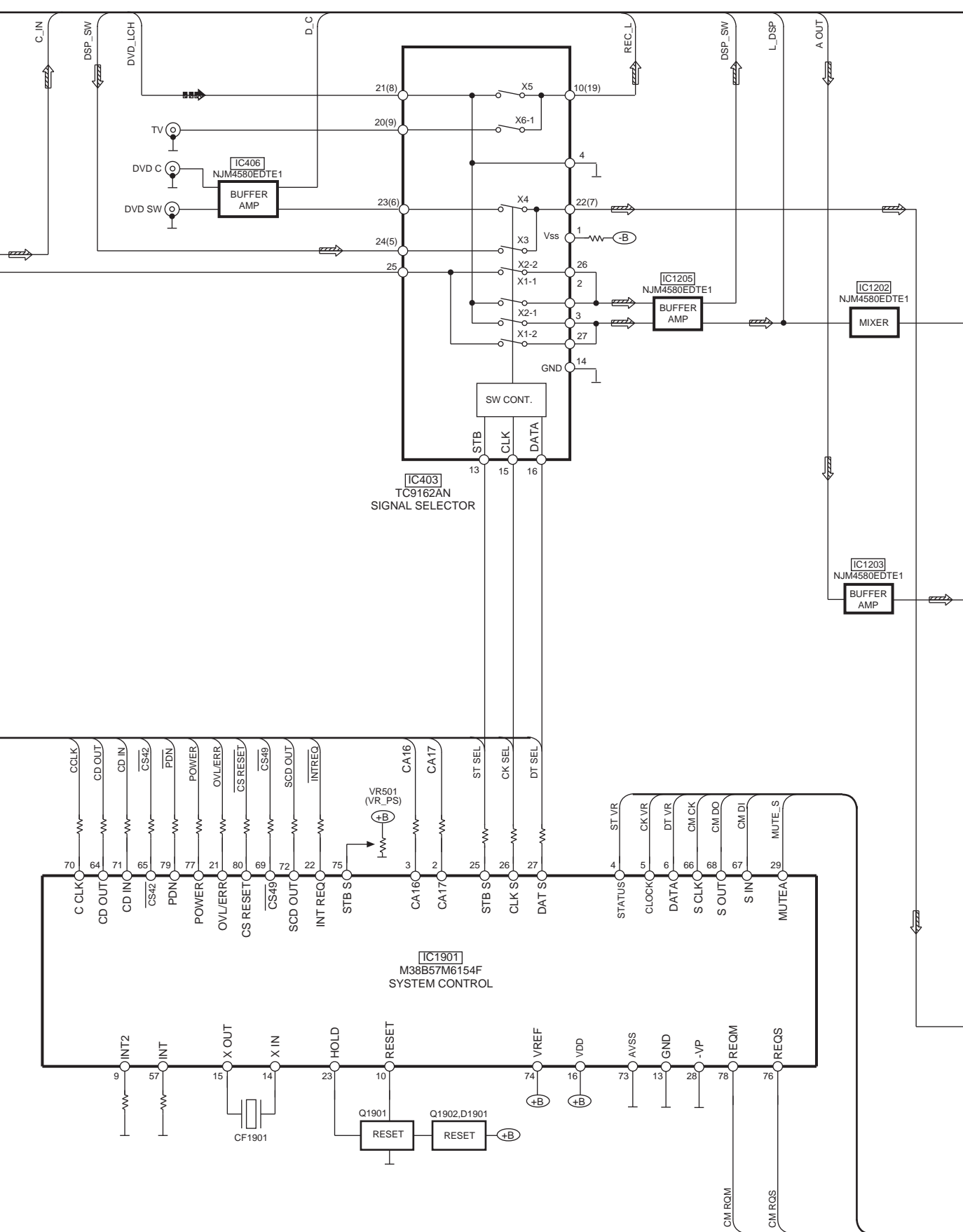


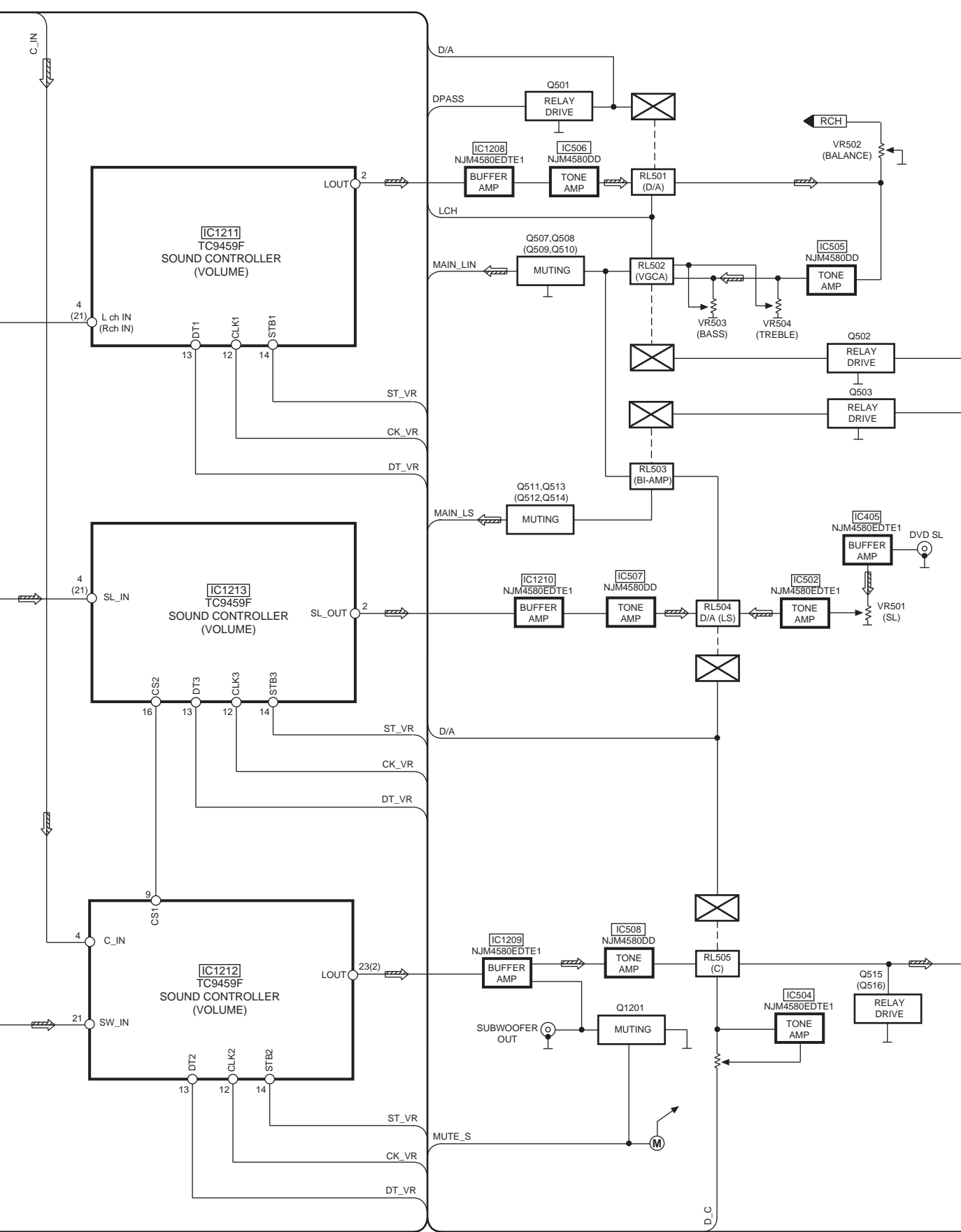
LNW0A8CYBZ

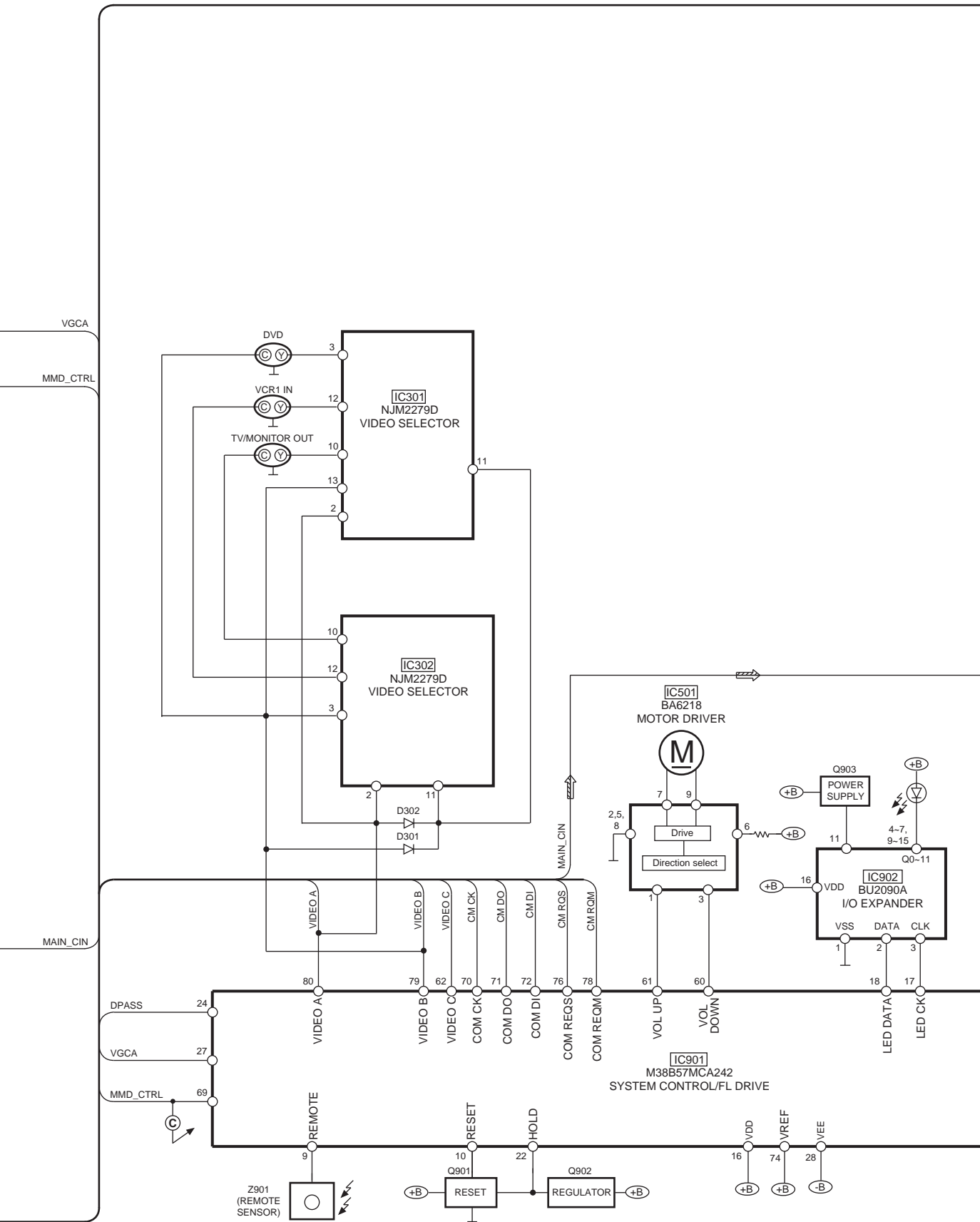


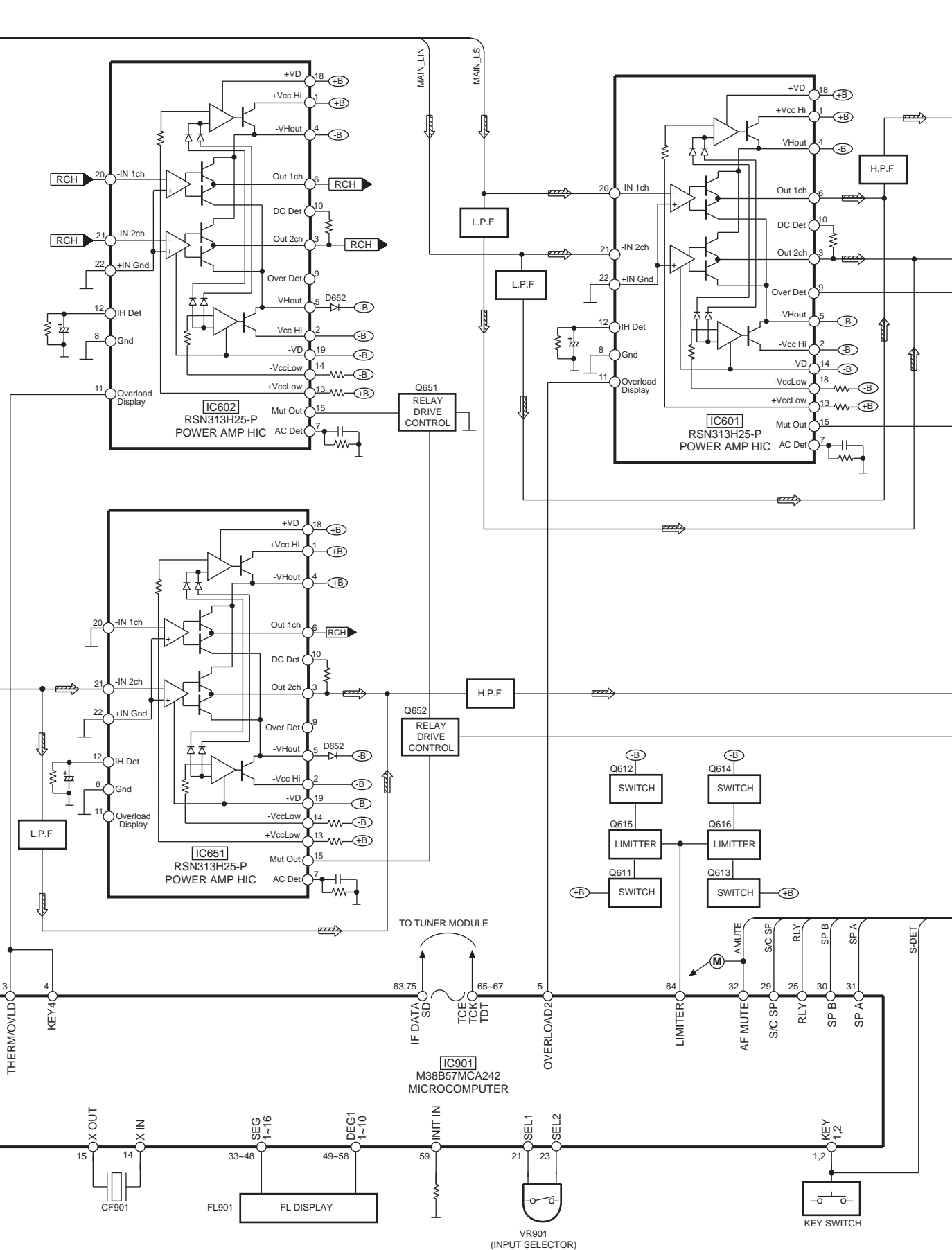


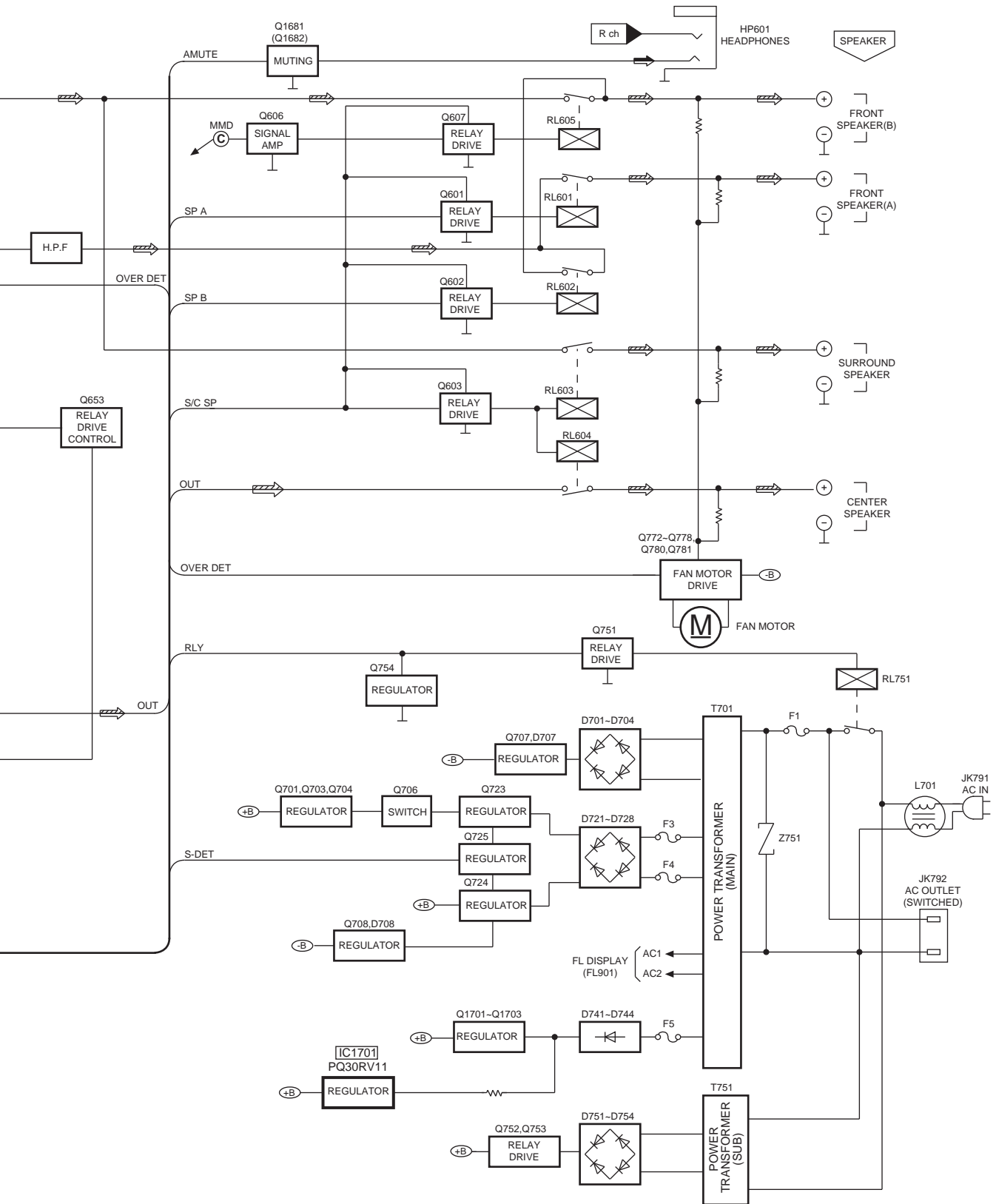












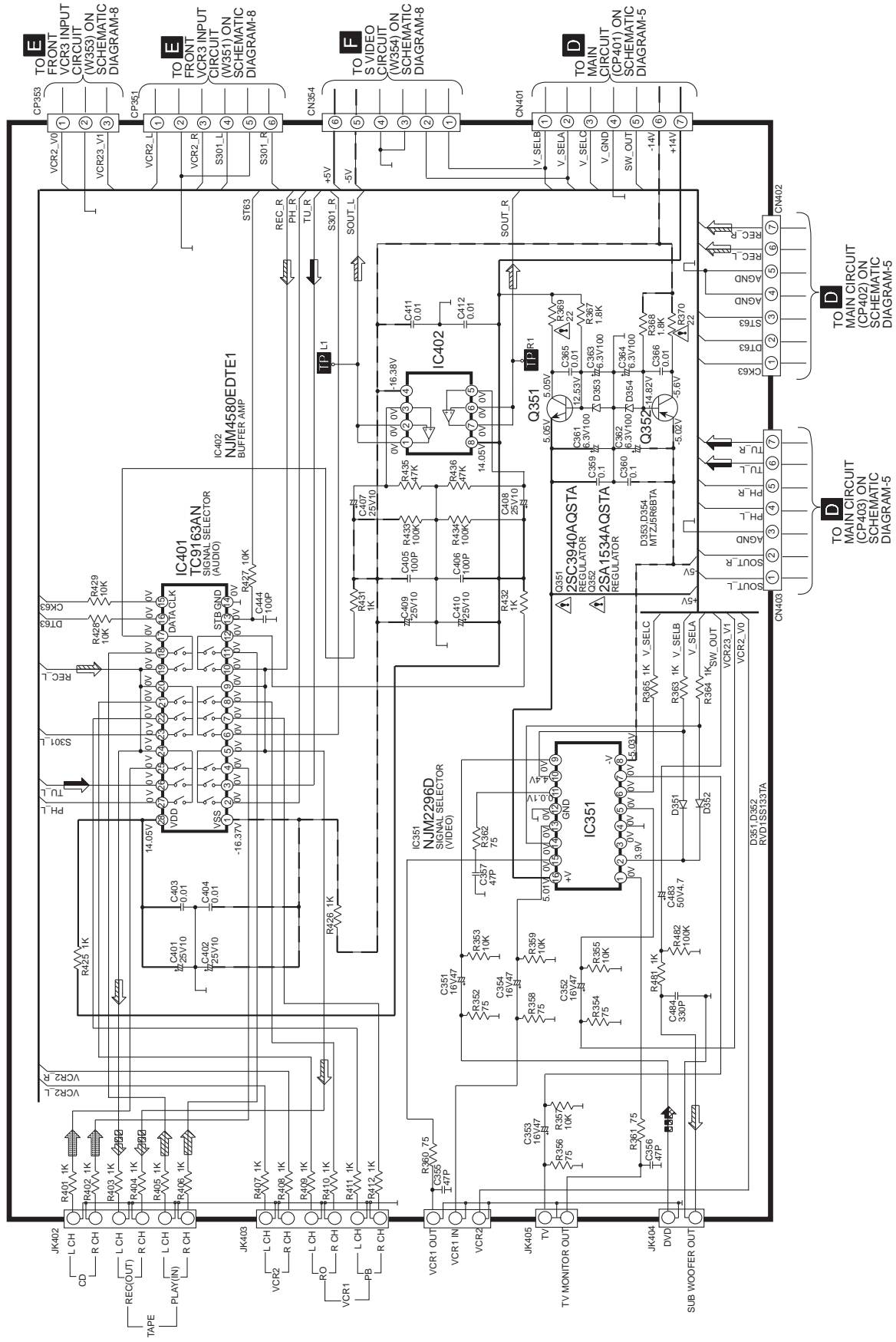
SIGNAL LINES

() indicates Pin No. of right channel.		

SCHEMATIC DIAGRAM - 1

A INPUT SELECTOR CIRCUIT

- : + B SIGNAL LINE
- : - B SIGNAL LINE
- : MAIN SIGNAL LINE
- ⇄ : CD SIGNAL LINE
- ⇄ : RECORD SIGNAL LINE
- : FM/AM SIGNAL LINE
- ⇄ : DVD VIDEO SIGNAL LINE
- ⇄ : PLAYBACK SIGNAL LINE



E
TO FRONT VCR3 INPUT CIRCUIT (W353) ON SCHEMATIC DIAGRAM-8

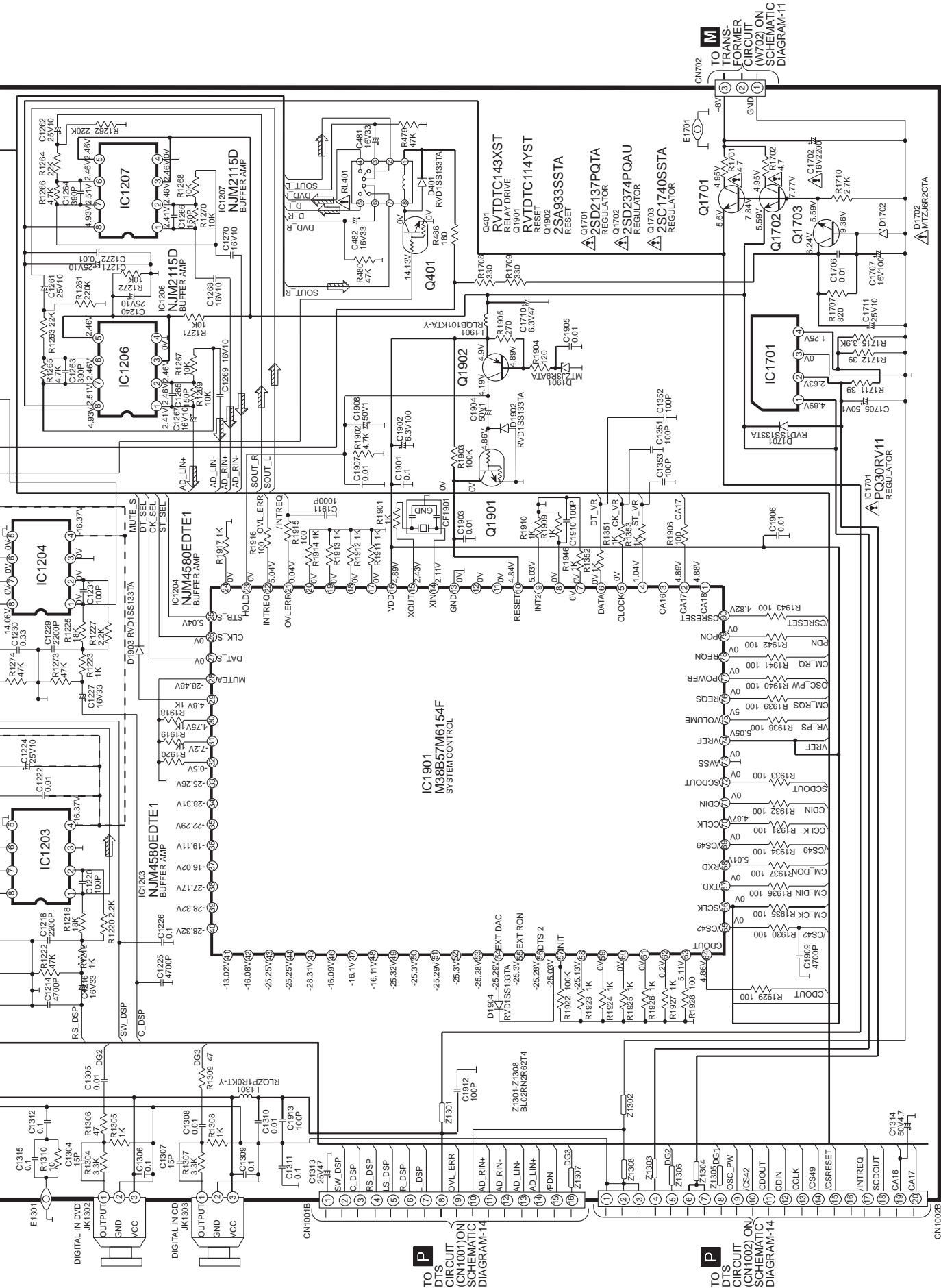
E
TO FRONT VCR3 INPUT CIRCUIT (W351) ON SCHEMATIC DIAGRAM-8

F
TO S VIDEO CIRCUIT (W95A) ON SCHEMATIC DIAGRAM-8

D
TO MAIN CIRCUIT (CP401) ON SCHEMATIC DIAGRAM-5

D
TO MAIN CIRCUIT (CP402) ON SCHEMATIC DIAGRAM-5

D
TO MAIN CIRCUIT (CP403) ON SCHEMATIC DIAGRAM-5

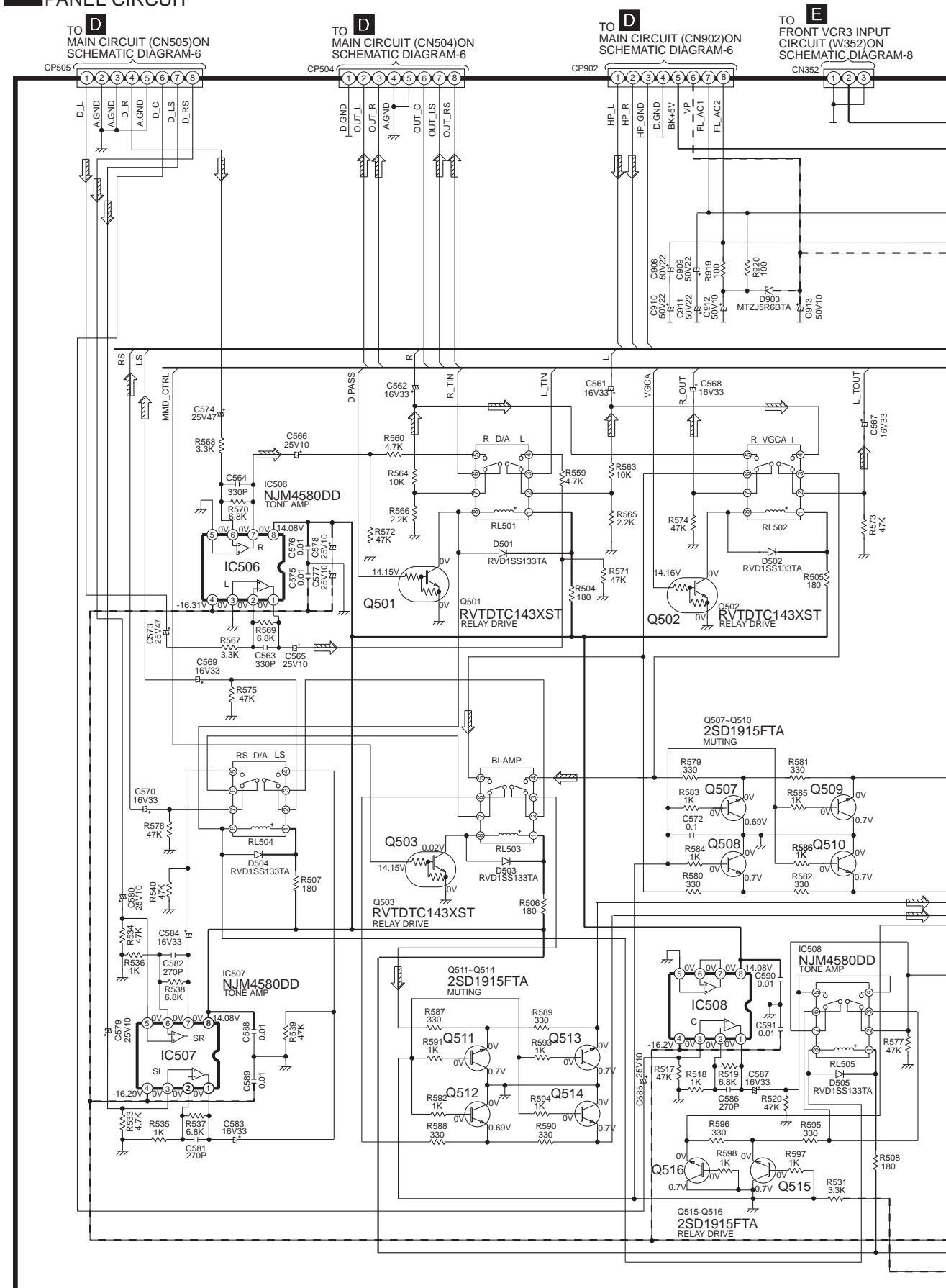


P TO DTS CIRCUIT (CN1001) ON SCHEMATIC DIAGRAM-14

P TO DTS CIRCUIT (CN1002) ON SCHEMATIC DIAGRAM-14

C PANEL CIRCUIT

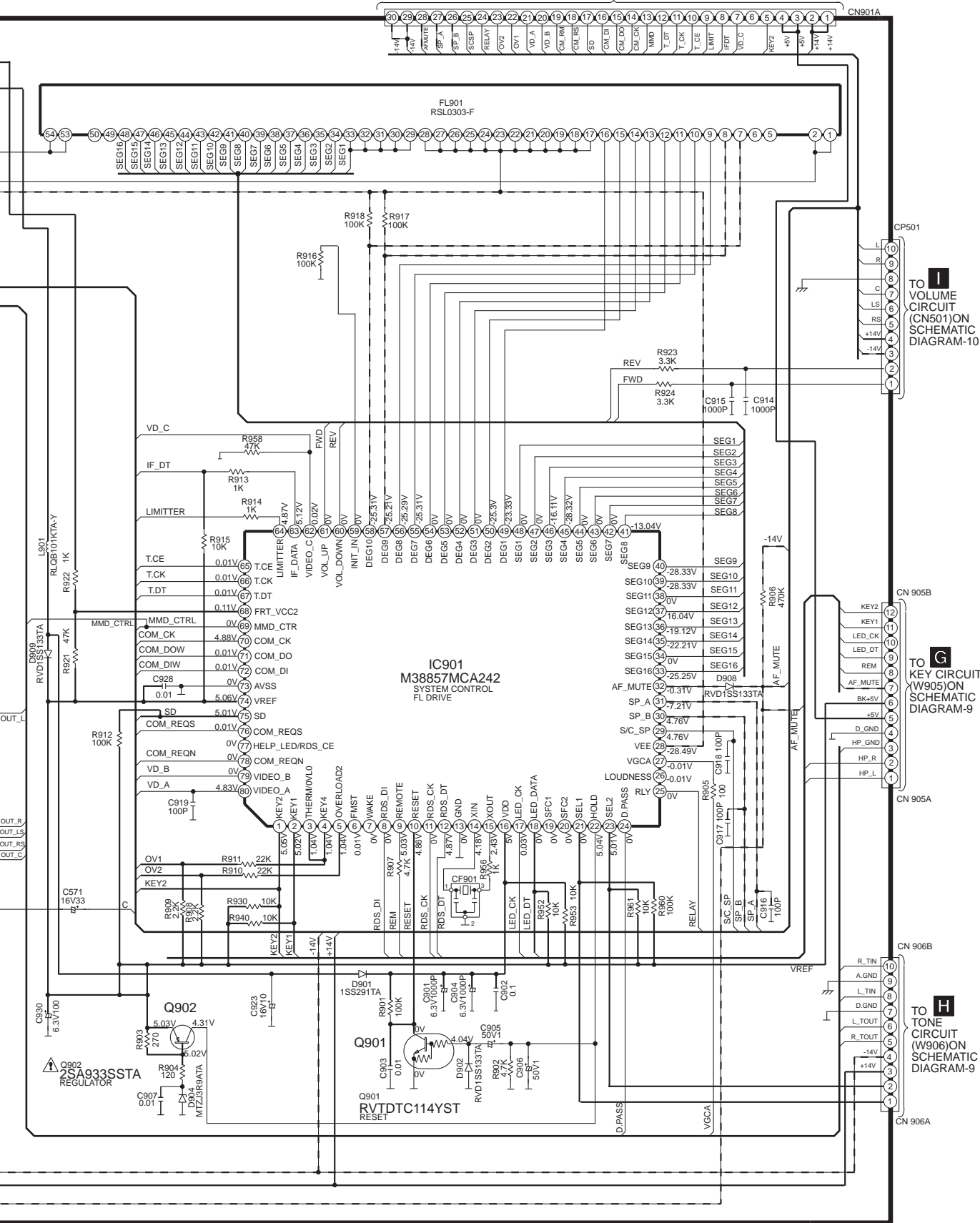
— :+B SIGNAL LINE - - - :B SIGNAL LINE ⇨ : MAIN SIGNAL LINE



SCHEMATIC DIAGRAM - 4

— — — :+B SIGNAL LINE - - - :-B SIGNAL LINE

TO **D**
MAIN CIRCUIT (CN901B) ON
SCHEMATIC DIAGRAM-6

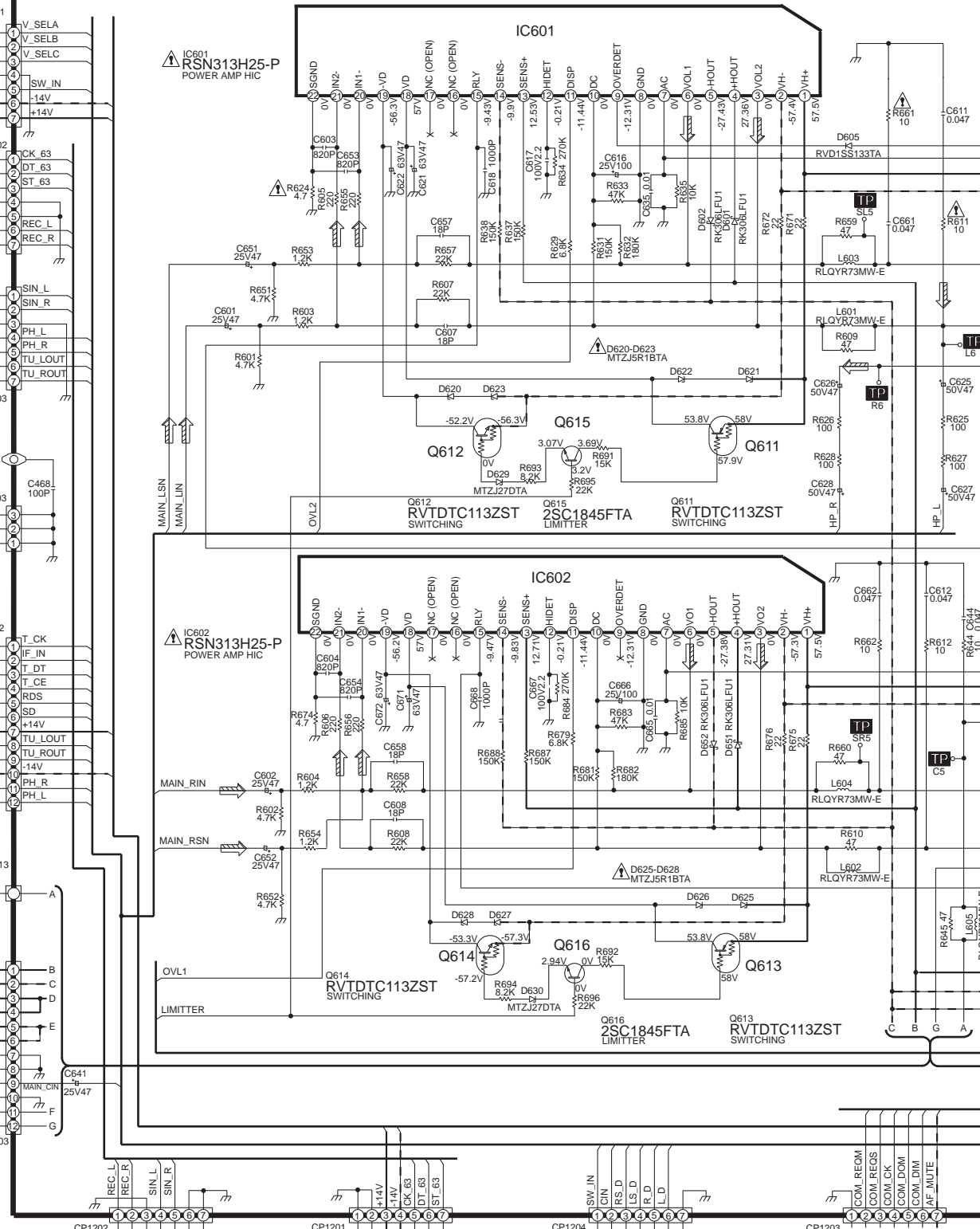


SCHEMATIC DIAGRAM - 5

D MAIN CIRCUIT

— :+B SIGNAL LINE - - - :B SIGNAL LINE ⇨ :MAIN SIGNAL LINE

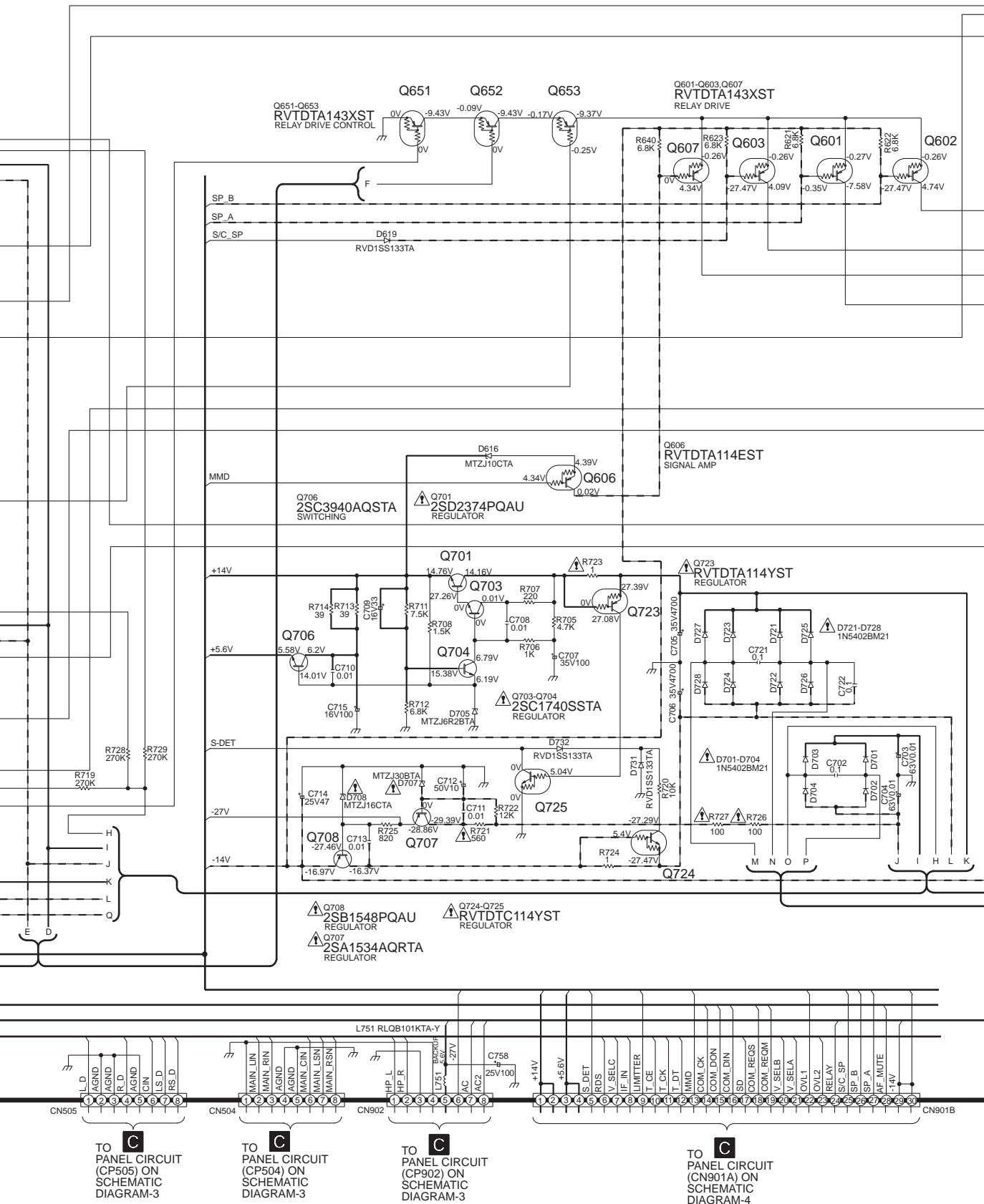
- TO **A** INPUT SELECTOR CIRCUIT (CN401) ON SCHEMATIC DIAGRAM-1
- TO **A** INPUT SELECTOR CIRCUIT (CN402) ON SCHEMATIC DIAGRAM-1
- TO **A** INPUT SELECTOR CIRCUIT (CN403) ON SCHEMATIC DIAGRAM-1
- TO **K** PHONO EQ CIRCUIT (CN103) ON SCHEMATIC DIAGRAM-10
- TO **K** PHONO EQ CIRCUIT (CN102) ON SCHEMATIC DIAGRAM-10
- TO **O** POWER AMP CIRCUIT (W613) ON SCHEMATIC DIAGRAM-11
- TO **O** POWER AMP CIRCUIT (W603) ON SCHEMATIC DIAGRAM-11
- TO **B** SURROUND CIRCUIT (CN1202) ON SCHEMATIC DIAGRAM-2
- TO **B** SURROUND CIRCUIT (CN1201) ON SCHEMATIC DIAGRAM-2
- TO **B** SURROUND CIRCUIT (CN1204) ON SCHEMATIC DIAGRAM-2
- TO **B** SURROUND CIRCUIT (CN1203) ON SCHEMATIC DIAGRAM-2



- TO **B** SURROUND CIRCUIT (CN1202) ON SCHEMATIC DIAGRAM-2
- TO **B** SURROUND CIRCUIT (CN1201) ON SCHEMATIC DIAGRAM-2
- TO **B** SURROUND CIRCUIT (CN1204) ON SCHEMATIC DIAGRAM-2
- TO **B** SURROUND CIRCUIT (CN1203) ON SCHEMATIC DIAGRAM-2

SCHEMATIC DIAGRAM - 6

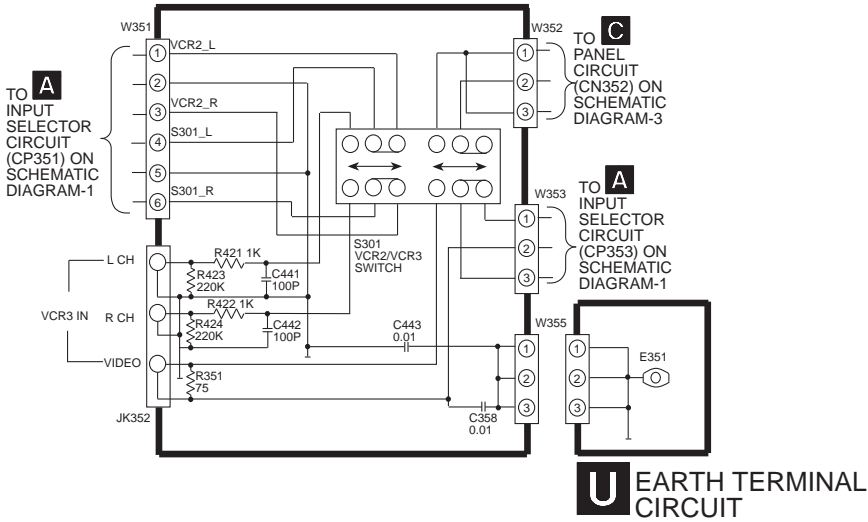
— :+B SIGNAL LINE - - - : -B SIGNAL LINE



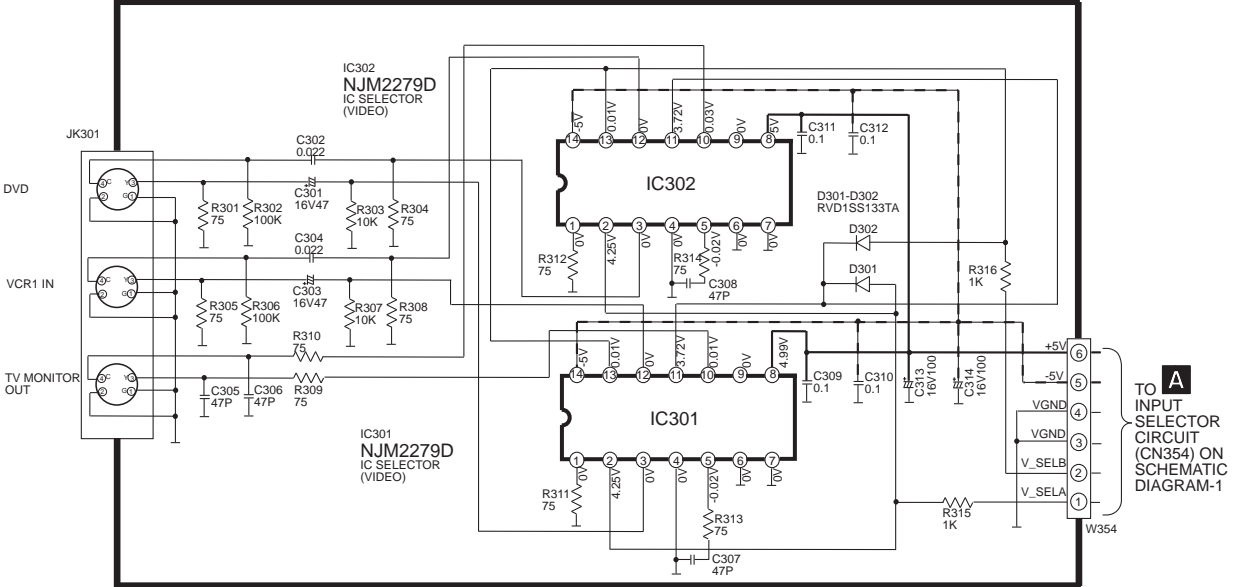
SCHEMATIC DIAGRAM -8

— :+B SIGNAL LINE - - -:B SIGNAL LINE

E FRONT VCR3 INPUT CIRCUIT



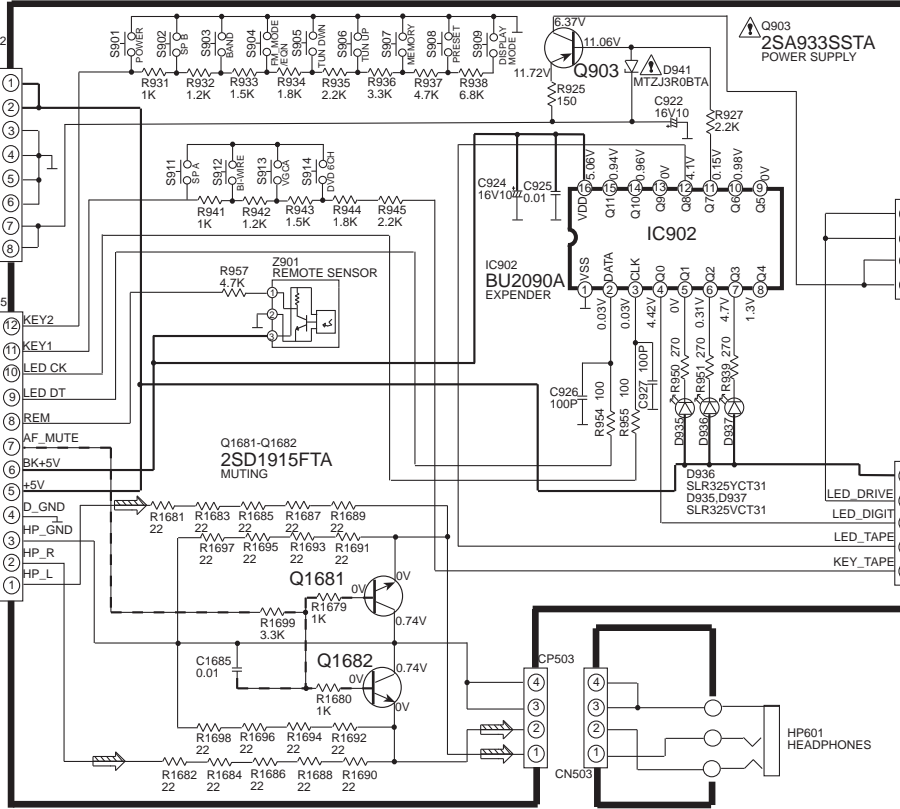
F S VIDEO CIRCUIT



SCHEMATIC DIAGRAM - 9

G KEY CIRCUIT

— :+B SIGNAL LINE - - : -B SIGNAL LINE ⇨ : MAIN SIGNAL LINE



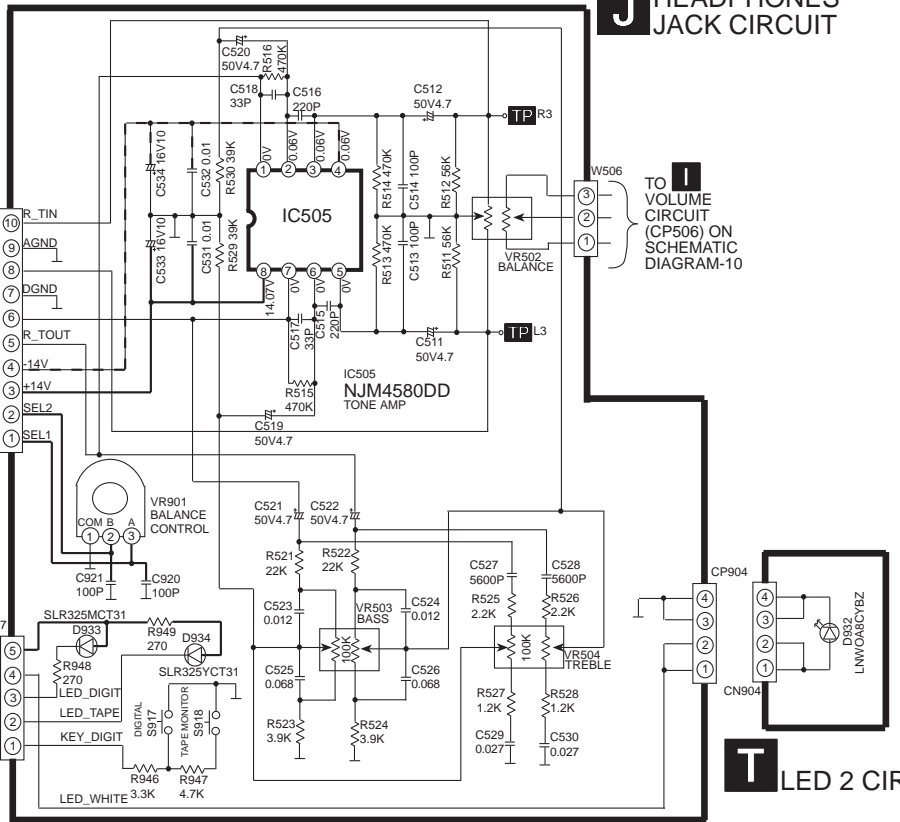
I TO VOLUME CIRCUIT (CN502) ON SCHEMATIC DIAGRAM-10

C TO PANEL CIRCUIT (CN905) ON SCHEMATIC DIAGRAM-4

S LED 1 CIRCUIT

H TO TONE CIRCUIT (W907) ON SCHEMATIC DIAGRAM-9

J HEADPHONES JACK CIRCUIT



C TO PANEL CIRCUIT (CN906) ON SCHEMATIC DIAGRAM-4

I TO VOLUME CIRCUIT (CP506) ON SCHEMATIC DIAGRAM-10

G TO KEY CIRCUIT (W907) ON SCHEMATIC DIAGRAM-9

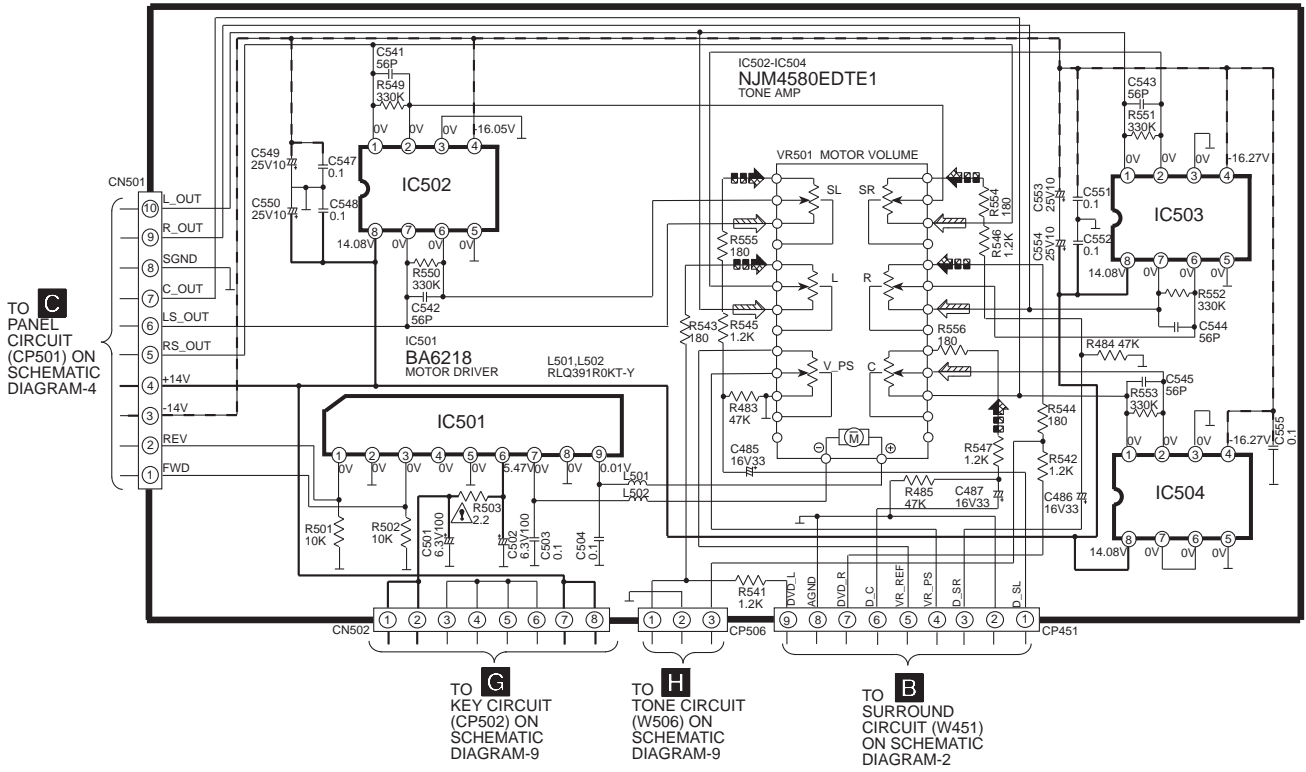
T LED 2 CIRCUIT

H TONE CIRCUIT

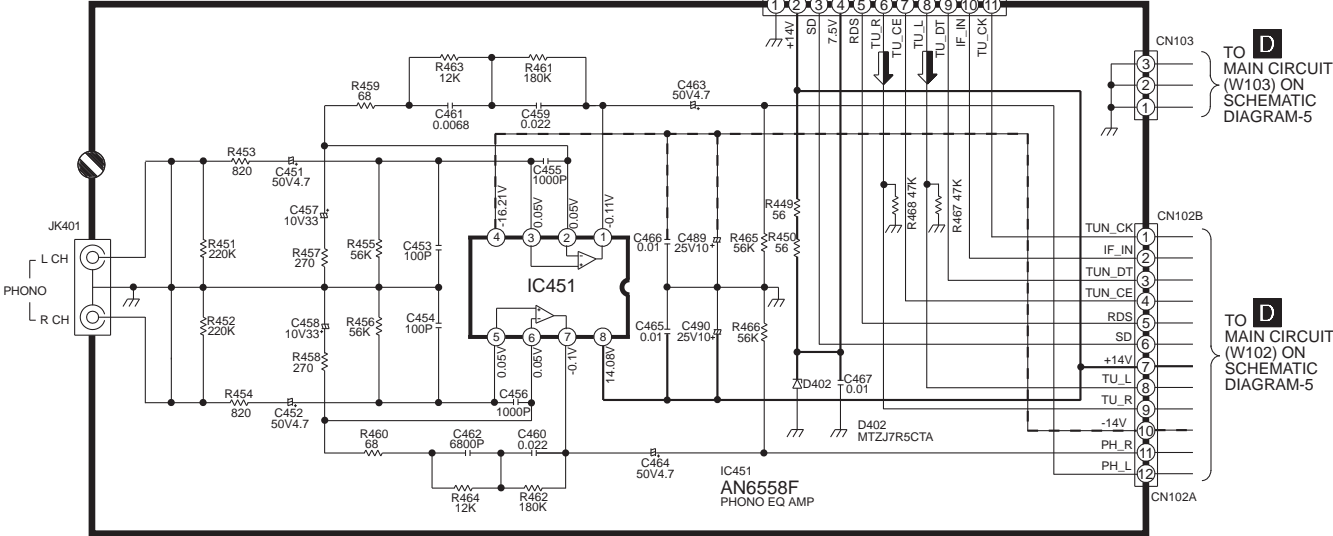
SCHEMATIC DIAGRAM - 10

- : +B SIGNAL LINE
- - : -B SIGNAL LINE
- ⇒ : MAIN SIGNAL LINE
- ⇒ : FM/AM SIGNAL LINE
- ⇒ : DVD AUDIO/VIDEO SIGNAL LINE

I VOLUME CIRCUIT



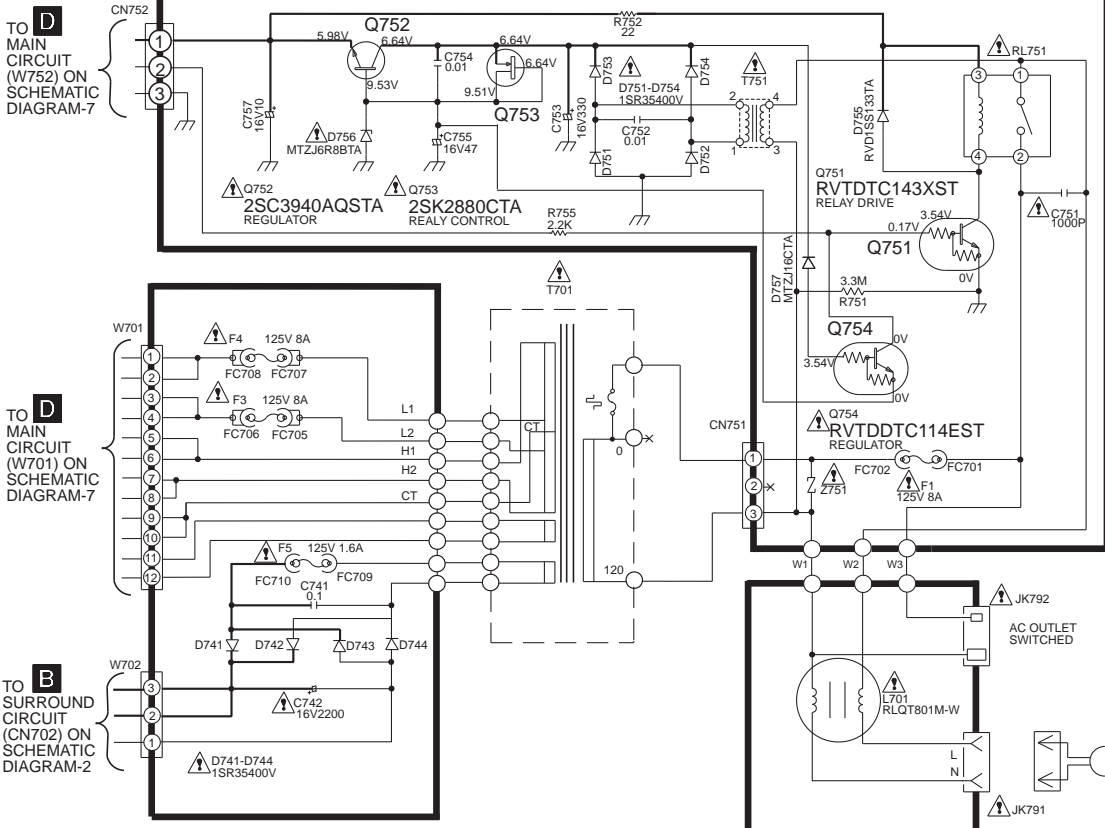
K PHONO EQ CIRCUIT



SCHMATIC DIAGRAM - 11

— :+B SIGNAL LINE - - - :B SIGNAL LINE ⇨ :MAIN SIGNAL LINE

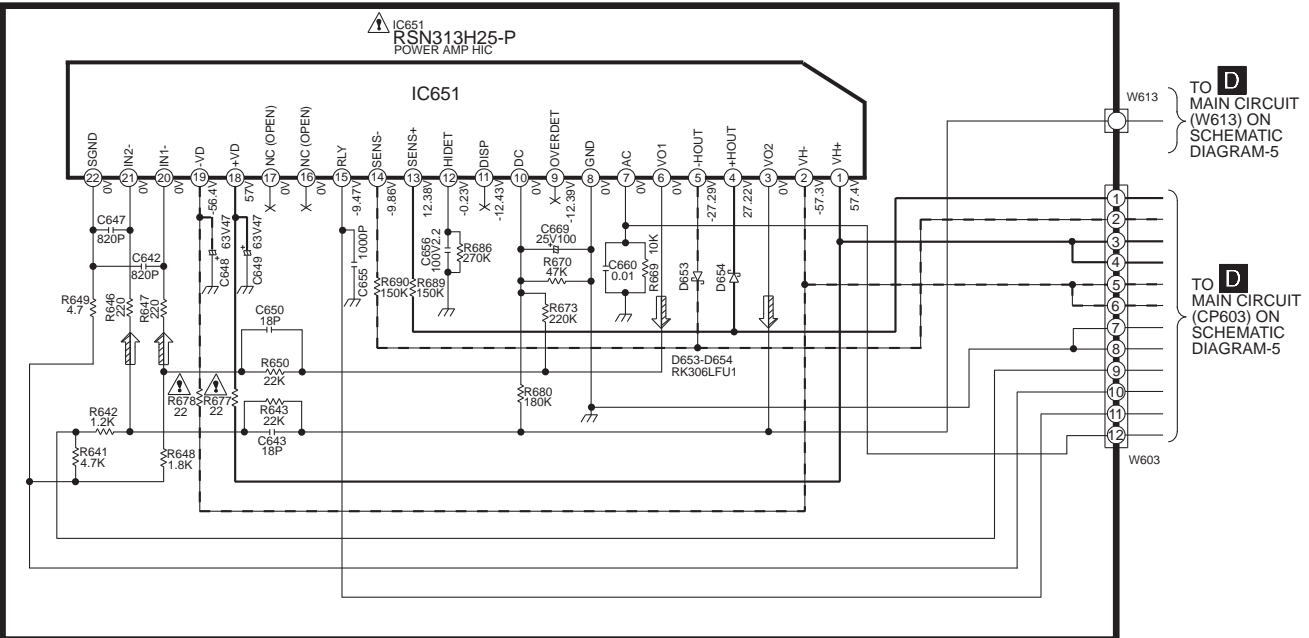
L POWER CIRCUIT



M TRANSFORMER CIRCUIT

Q AC IN/OUT CIRCUIT

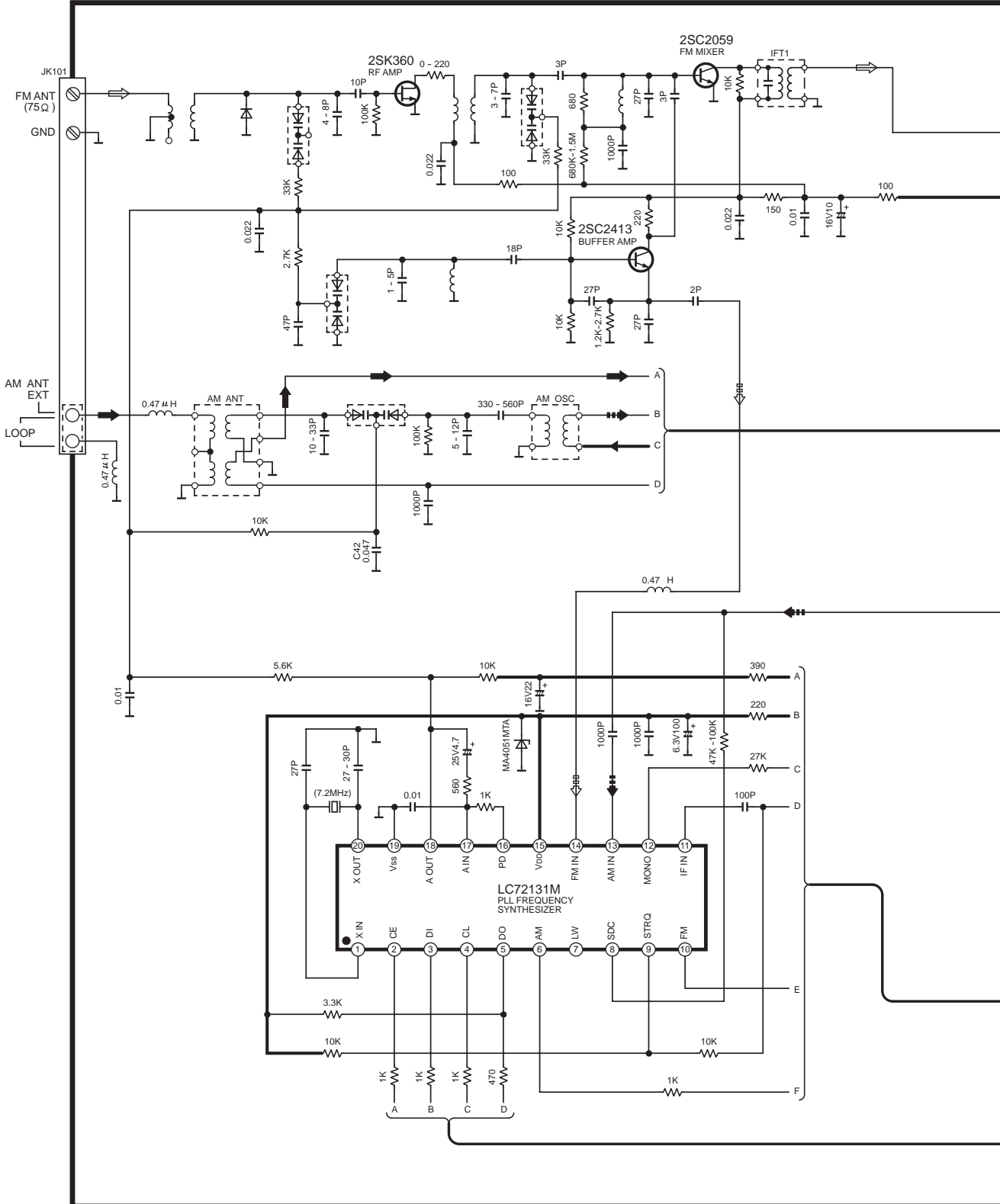
O POWER AMP CIRCUIT



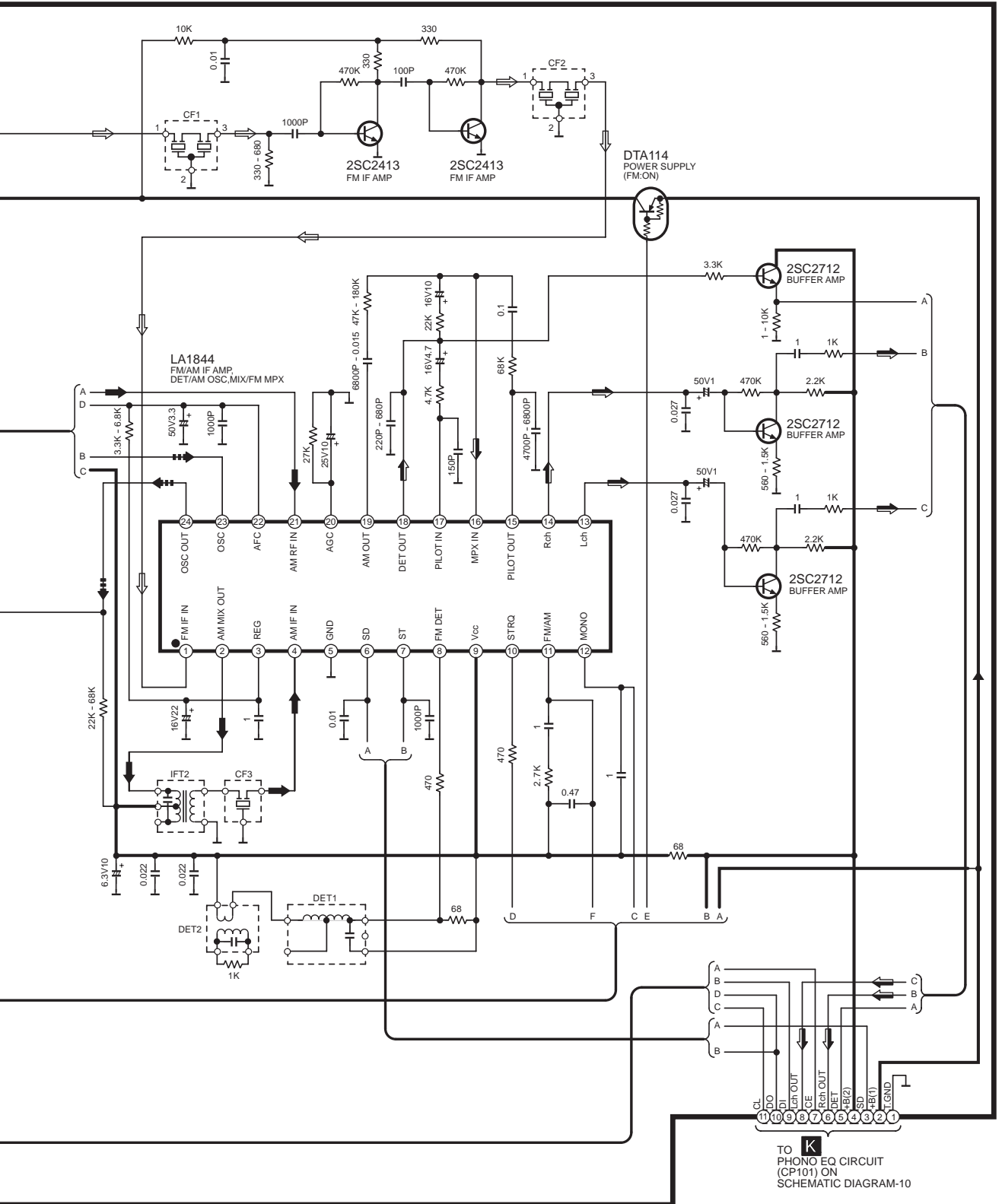
SCHEMATIC DIAGRAM-12

R Z101 TUNER UNIT (RAN0001MM)

— : B SIGNAL LINE
 ⇨ : FM SIGNAL LINE
 ⇨⇨ : FM OSC SIGNAL LINE
 ⇨⇨⇨ : AM SIGNAL LINE
 ⇨⇨⇨⇨ : AM OSC SIGNAL LINE



: POSITIVE VOLTAGE LINE
 : FM SIGNAL LINE
 : AM SIGNAL LINE
 : AM OSC SIGNAL LINE
 : FM/AM SIGNAL LINE

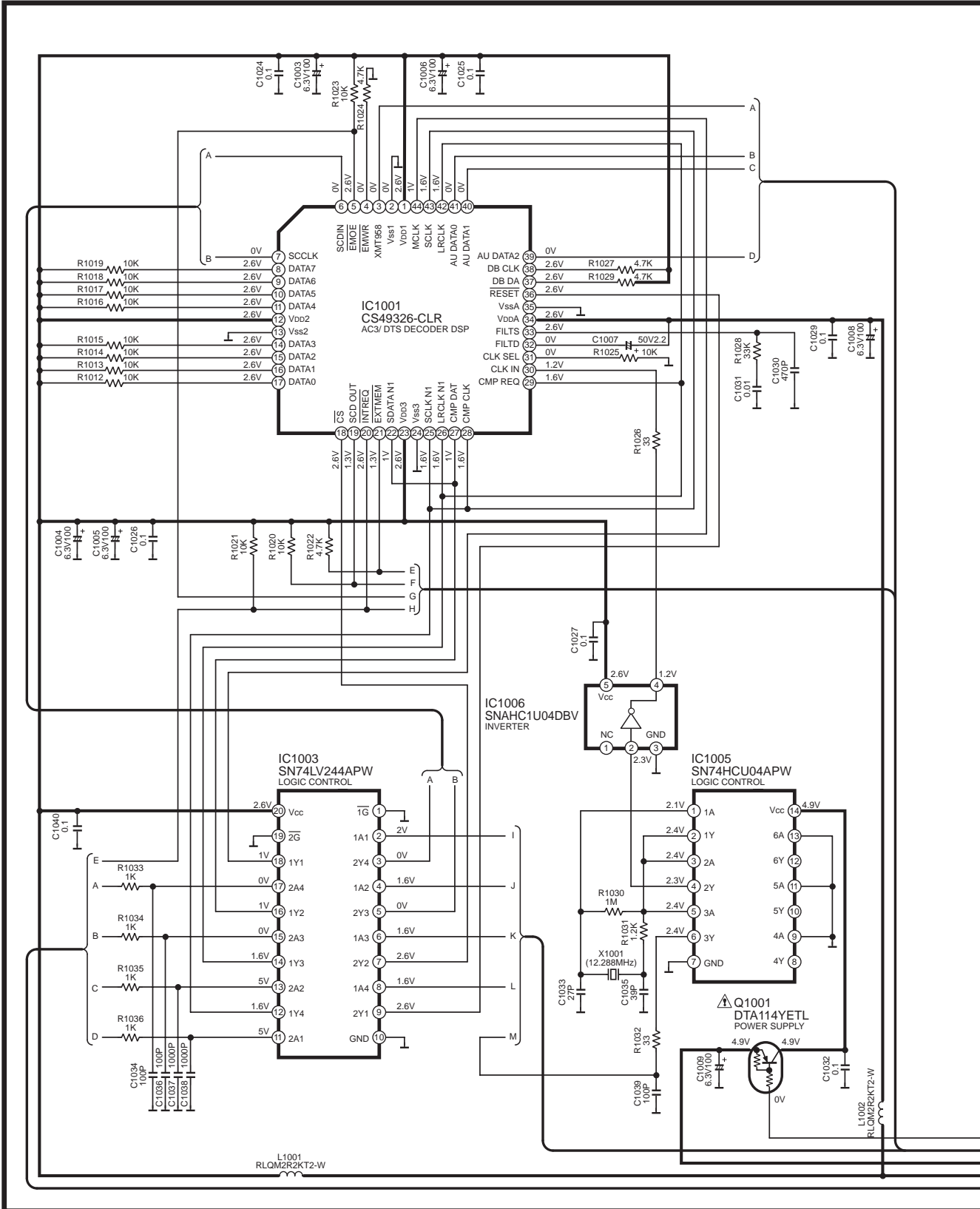


TO **K**
 PHONO EQ CIRCUIT
 (CP101) ON
 SCHEMATIC DIAGRAM-10

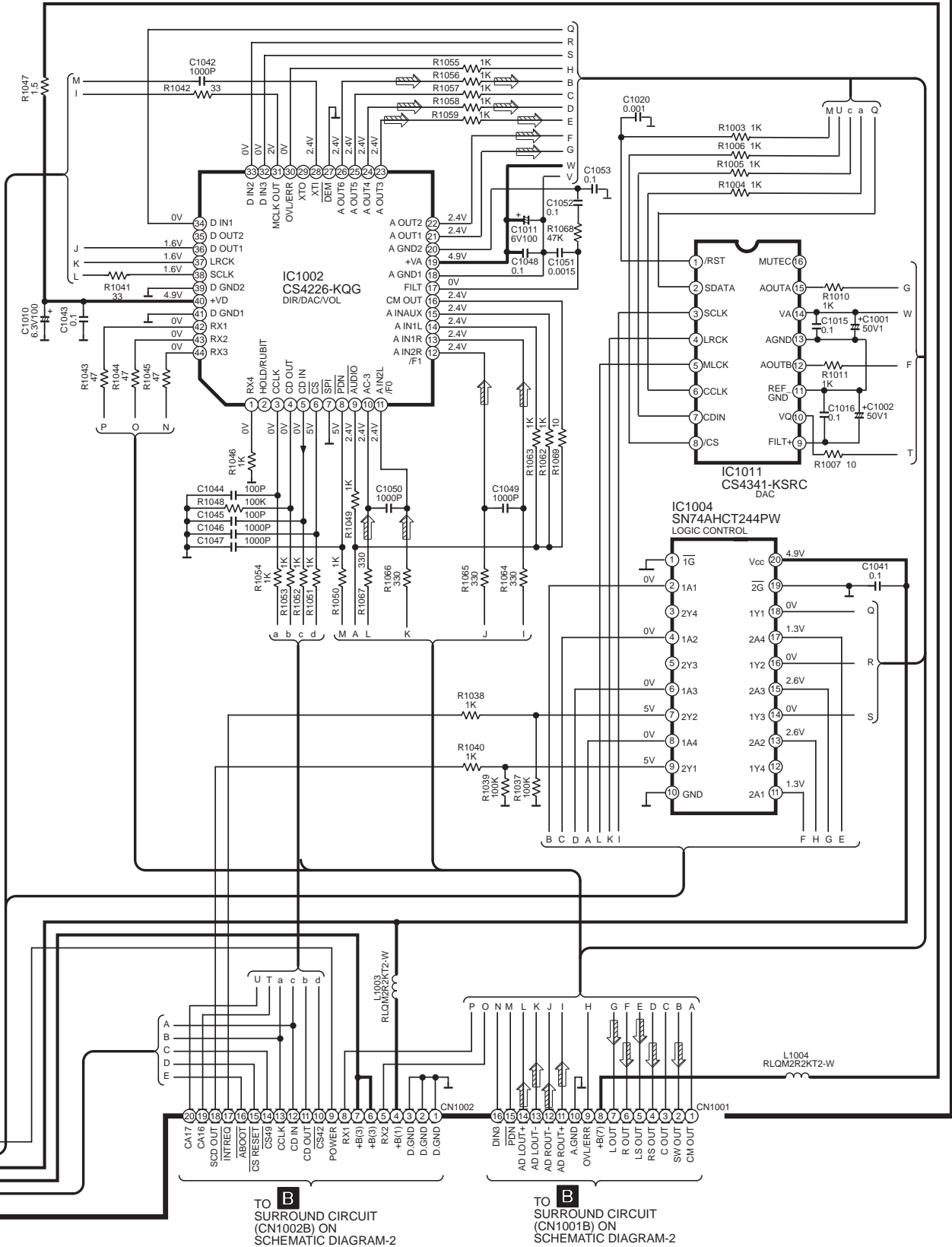
SCHEMATIC DIAGRAM - 13

P DTS CIRCUIT

— : +B SIGNAL LINE



— : +B SIGNAL LINE ⇨ : MAIN SIGNAL LINE



A

B

C

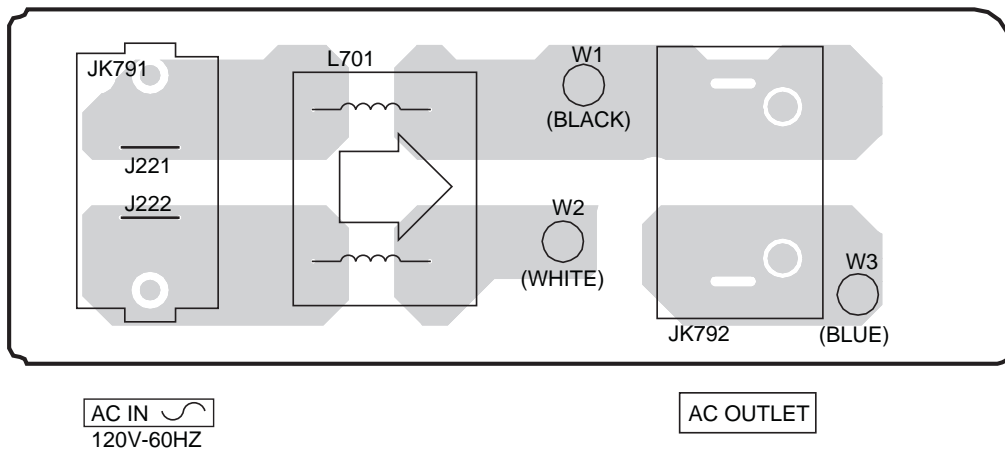
D

E

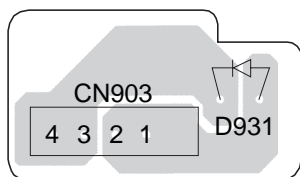
F

G

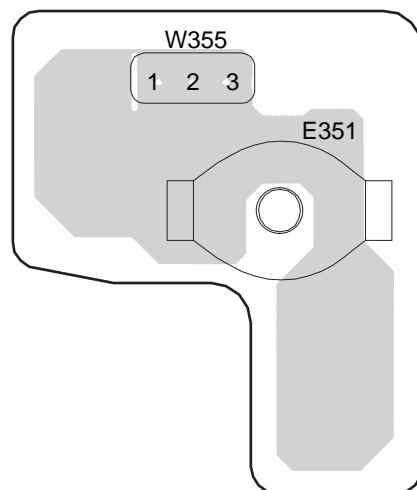
Q AC IN/OUT P.C.B. (REP3021A-P)



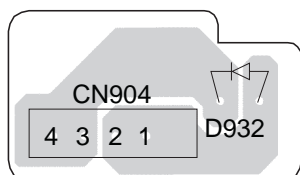
S LED1 P.C.B. (REP3020A-S)



U EARTH TERMINAL P.C.B. (REP3020A-S)



T LED2 P.C.B. (REP3020A-S)



A

B

C

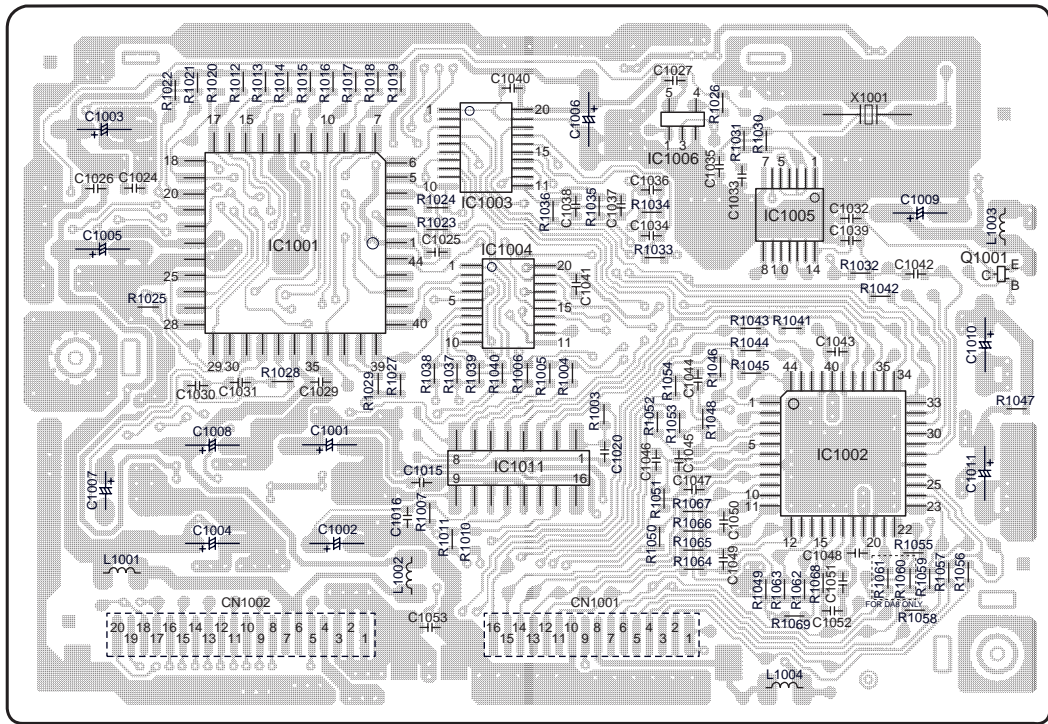
D

E

F

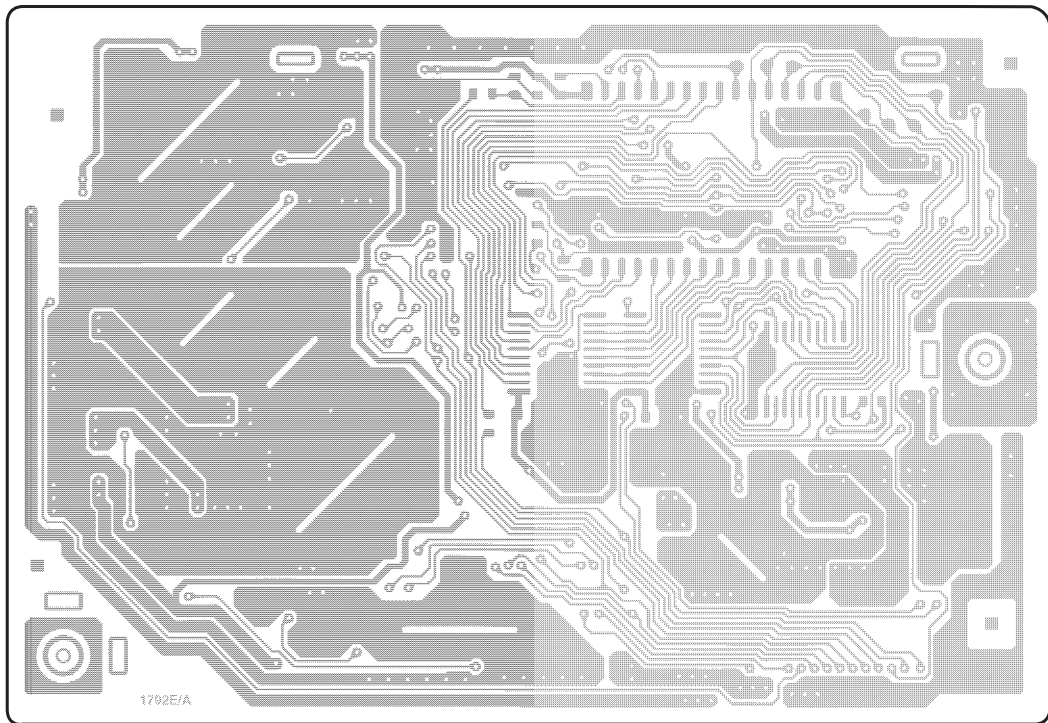
G

P DTS MODULE P.C.B (REP2703E-T)



(SIDE: A)

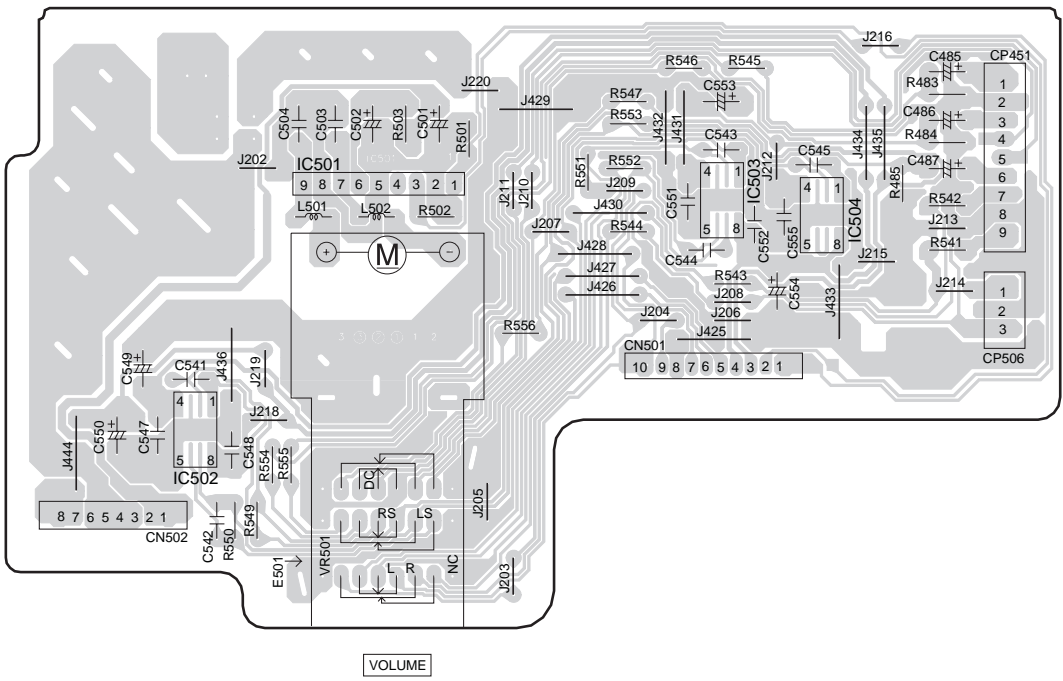
P DTS MODULE P.C.B (REP2703E-T)



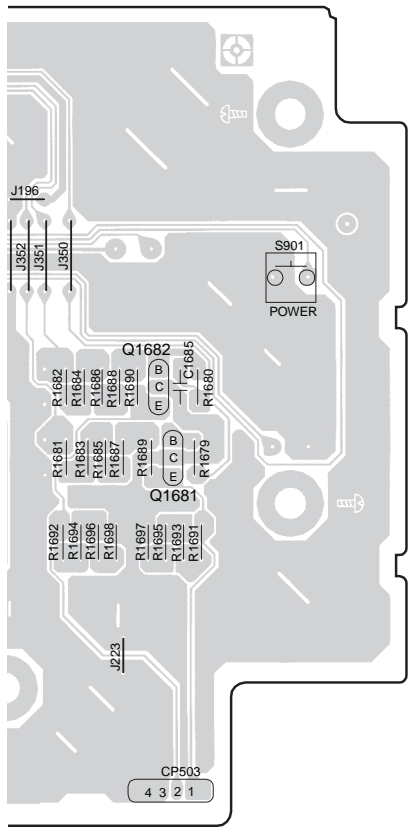
1792E/A

(SIDE: B)

I VOLUME P.C.B. (REP3021A-P)

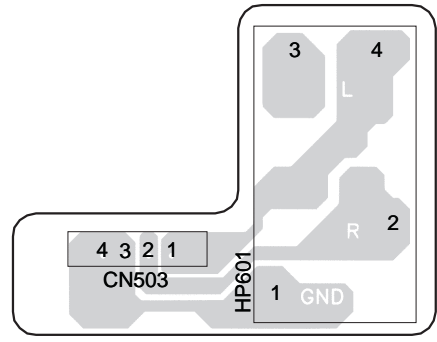


VOLUME



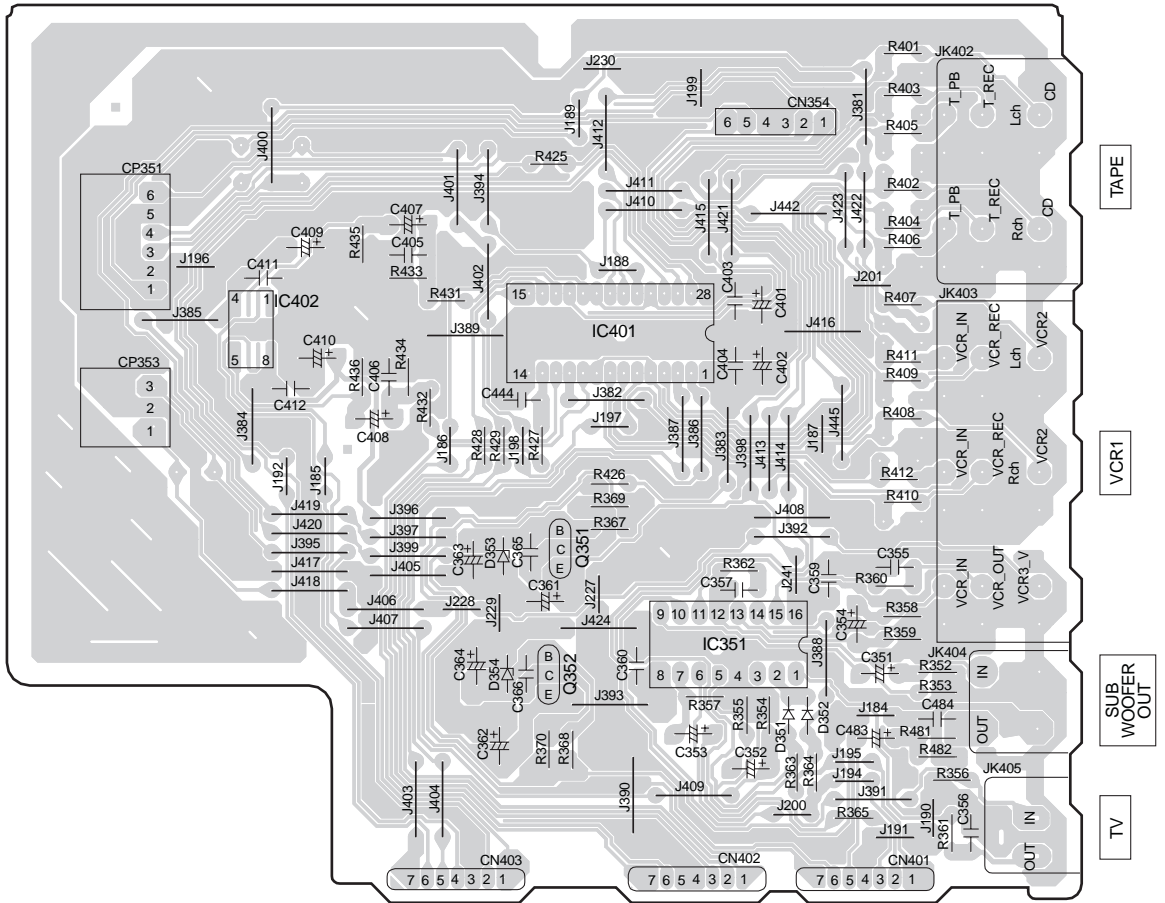
J HEADPHONES P.C.B. (REP3020A-S)

SEMICONDUCTOR LOCATION			
REF NO.	LOC NO.	REF NO.	LOC NO.
D935	C4	S904	F6
D936	B4	S905	F5
D937	D3	S906	F5
D944	D5	S907	D4
D941	G3	S908	E4
IC902	C3	S909	E6
Q903	F3	S911	F3
Q1681	H4	S912	E3
Q1682	H4	S913	C4
S901	I3	S914	D4
S902	E3	Z901	D5
S903	F6		

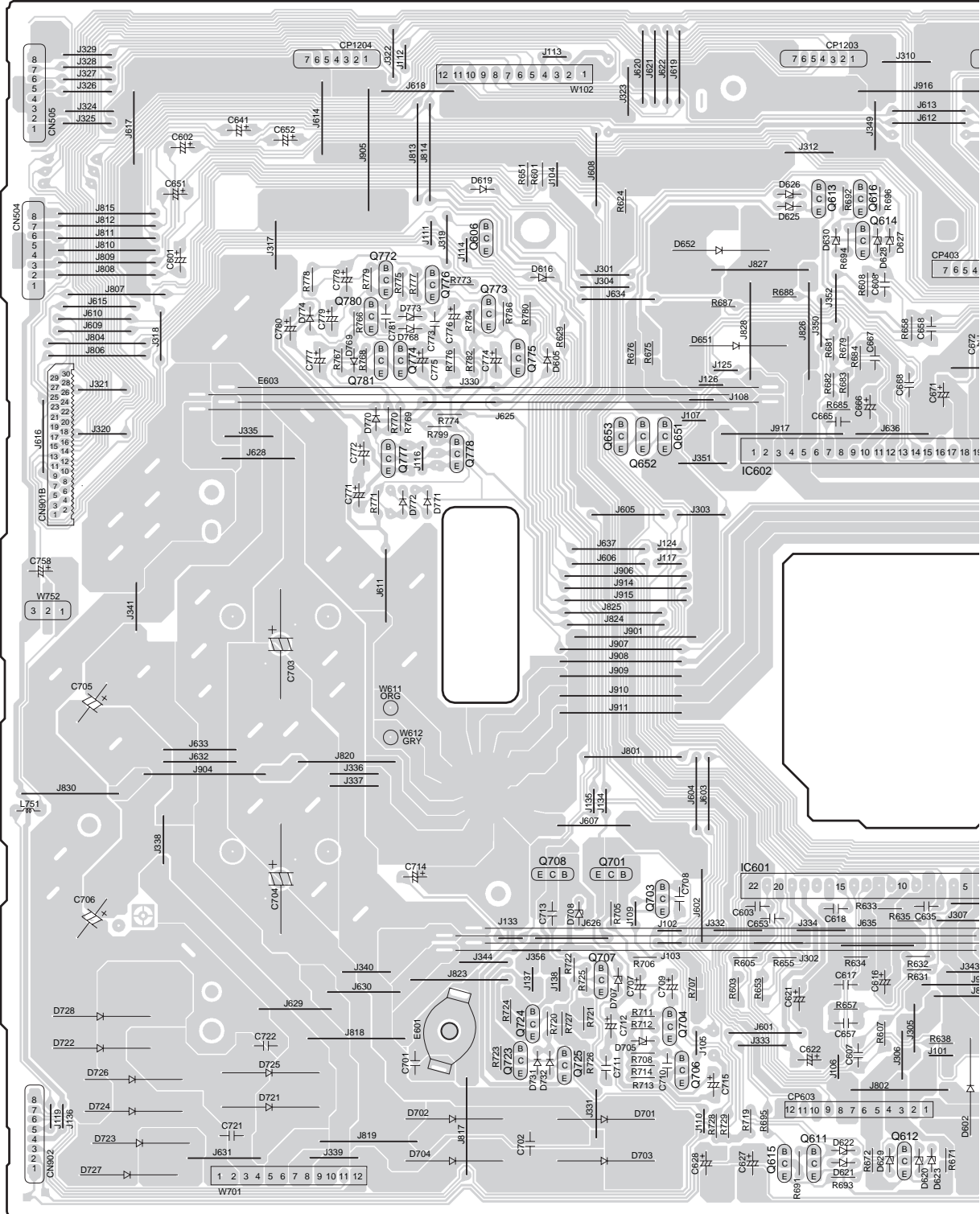


HEADPHONES

A INPUT SELECTOR P.C.B. (REP3021A-P)



D MAIN P.C.B. (REP3019A-M)



G

H

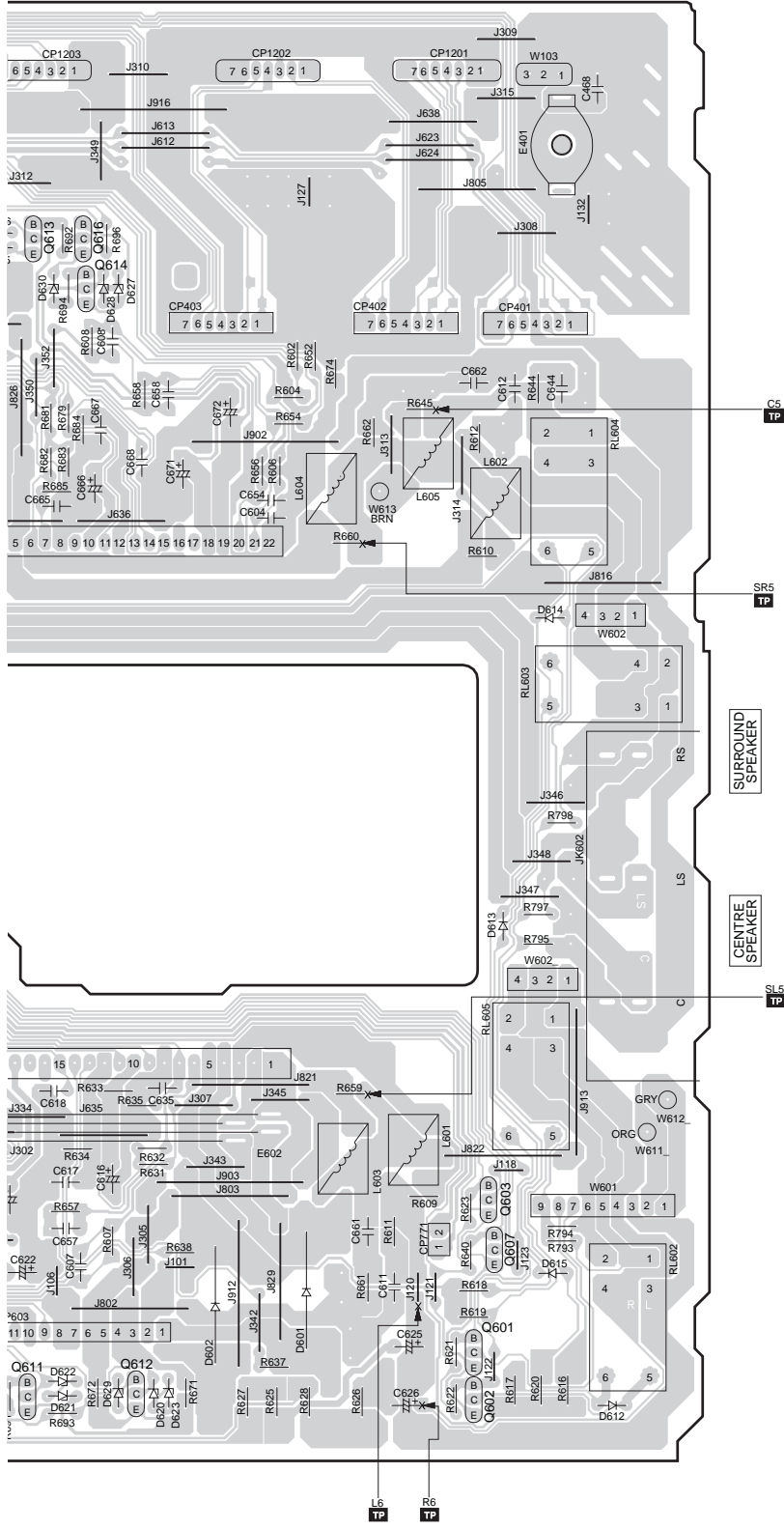
I

J

K

L

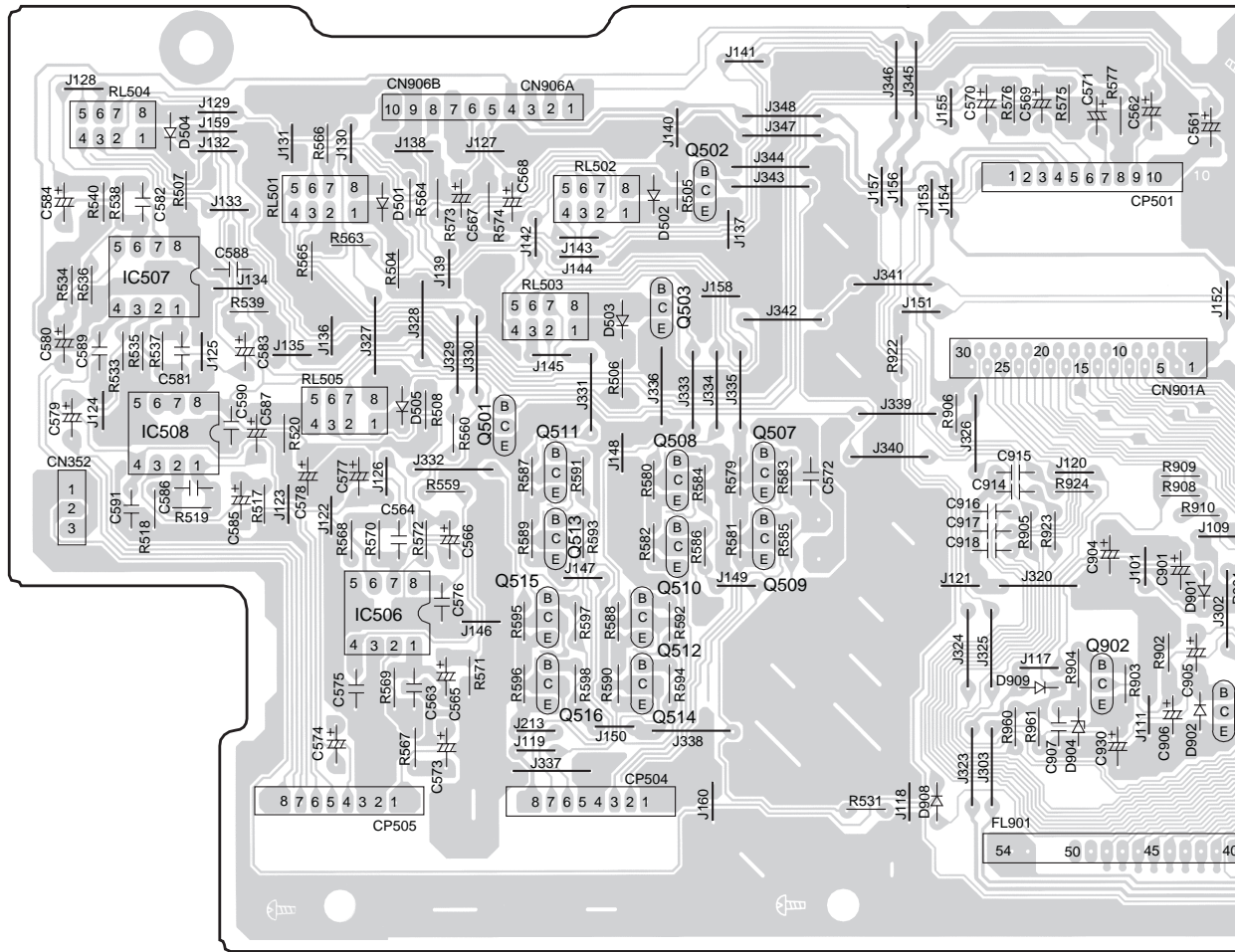
M



A B C D E F G

1
2
3
4
5
6
7
8
9

C PANEL P.C.B. (REP3020A-S)



G

H

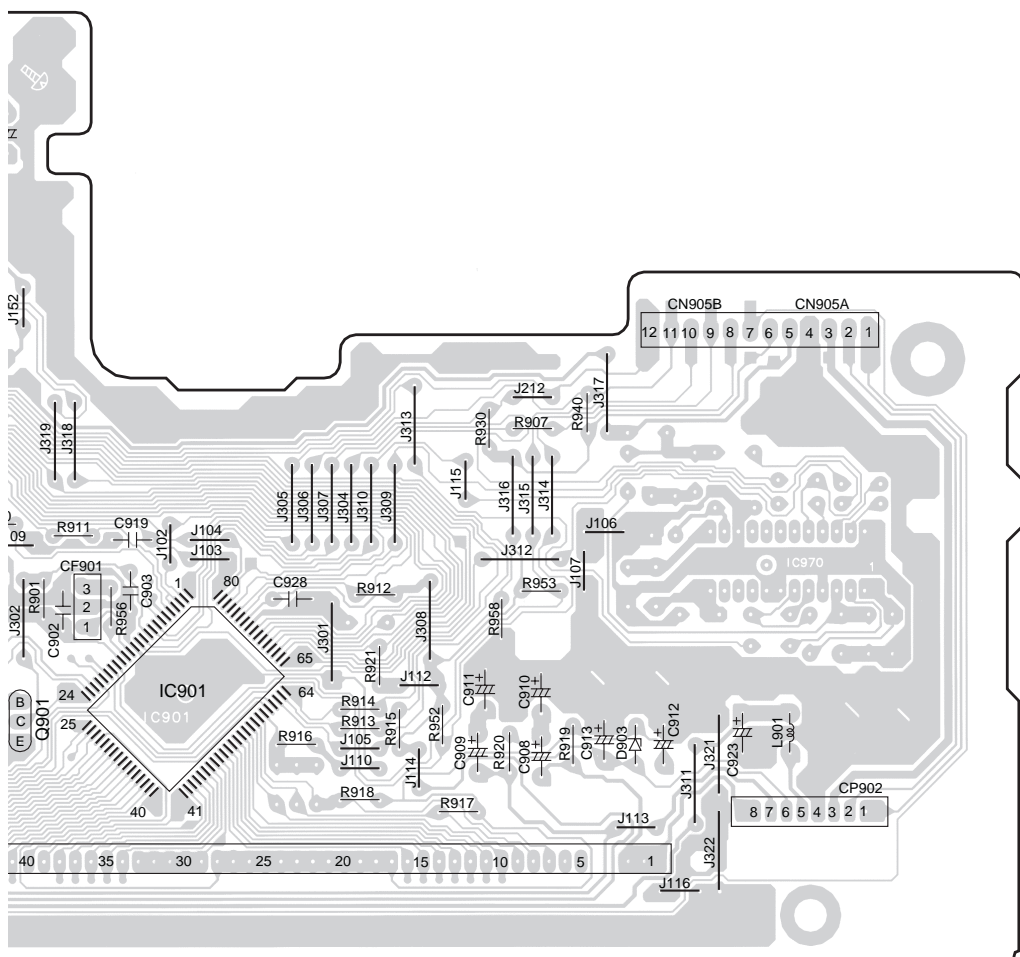
I

J

K

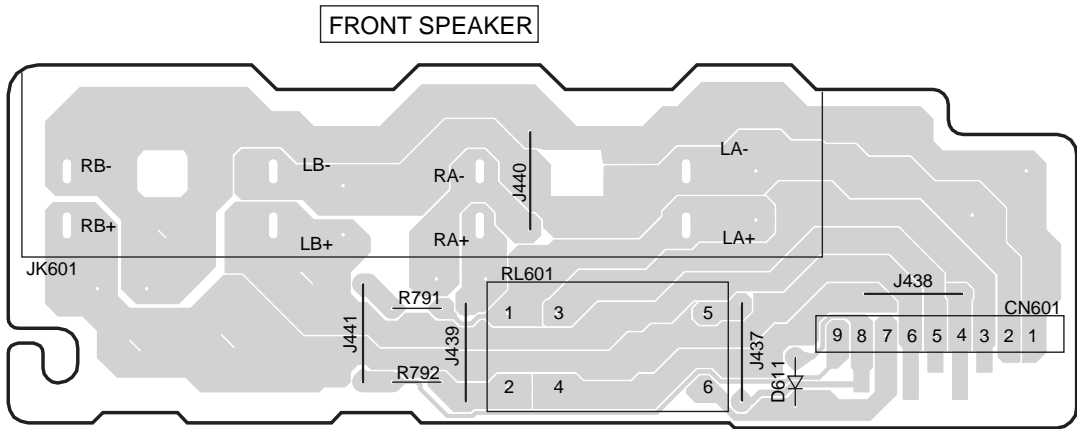
L

M

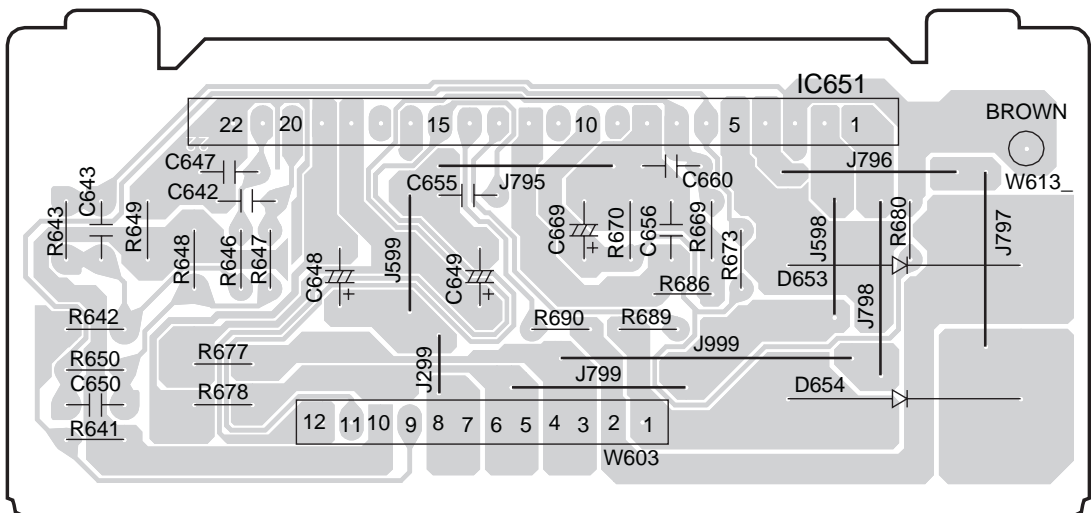


A B C D E F G

N SPEAKER TERMINAL P.C.B. (REP3021A-P)



O POWER AMP P.C.B. (REP3019A-M)



G

H

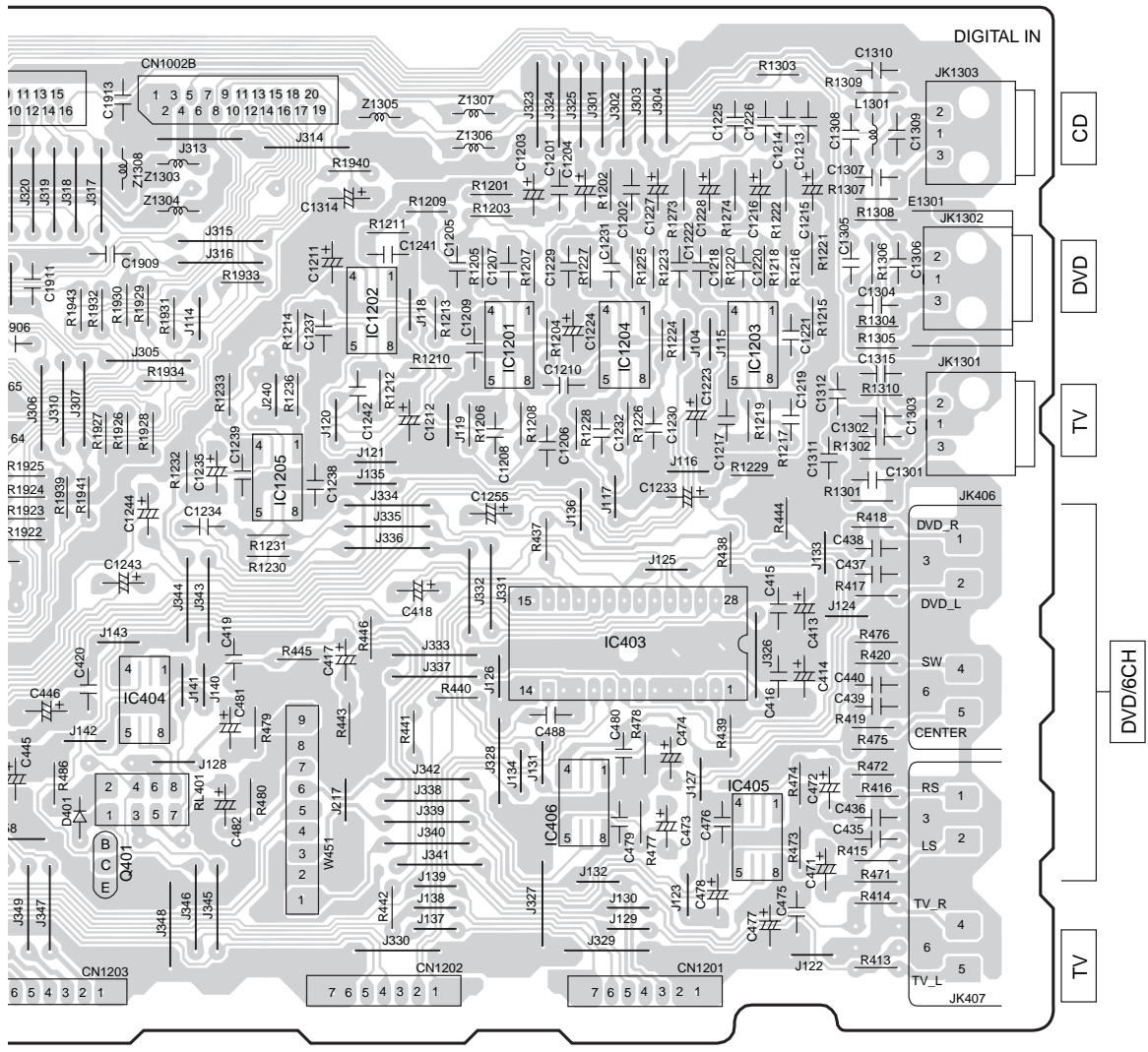
I

J

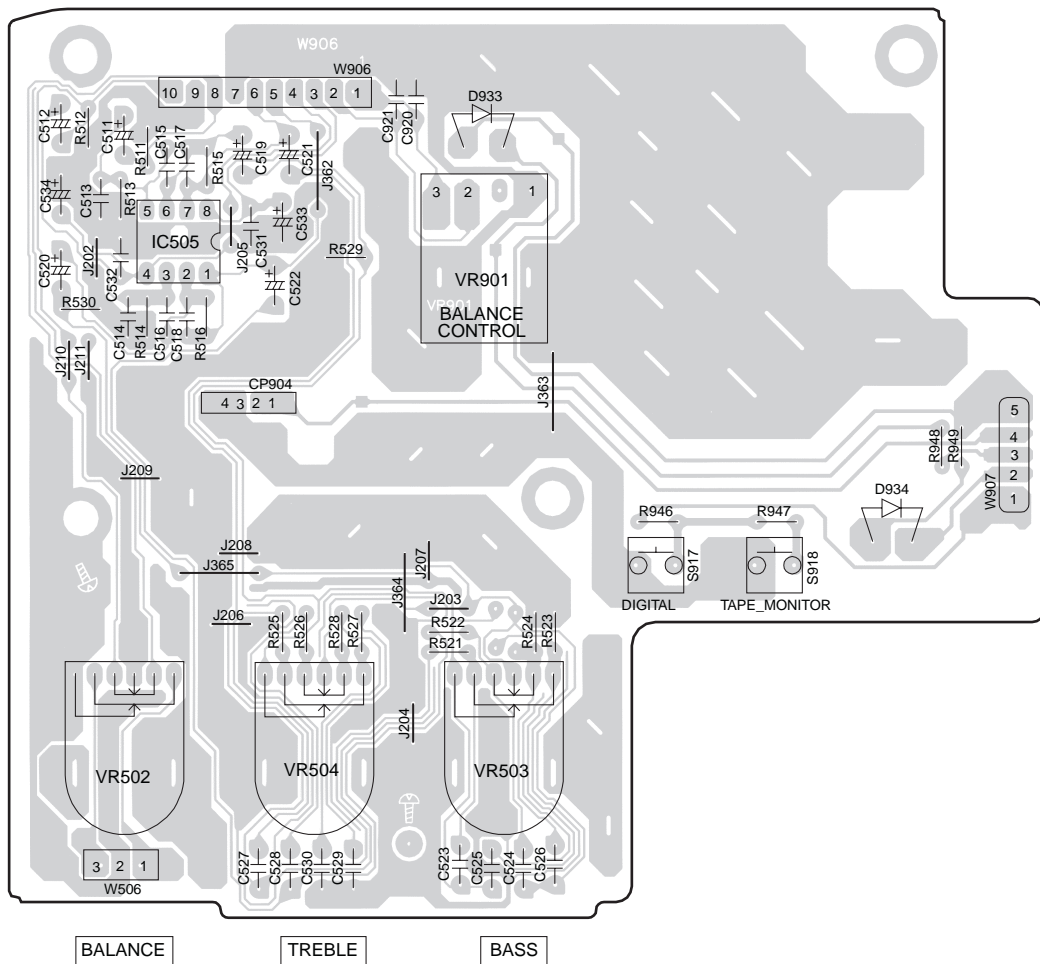
K

L

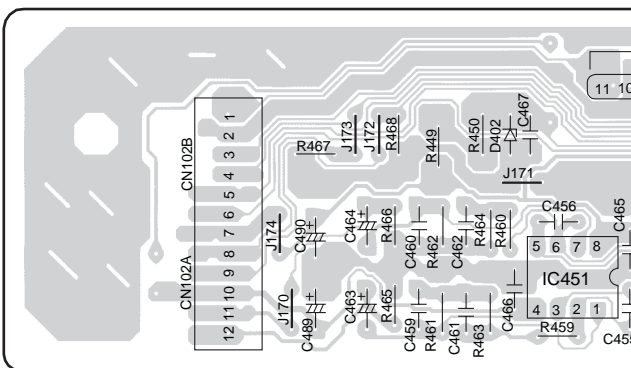
M



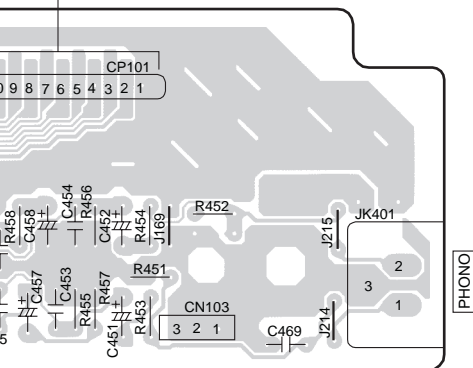
H TONE P.C.B. (REP3020A-S)



K PHONO P.C.B. (REP3020A-S)



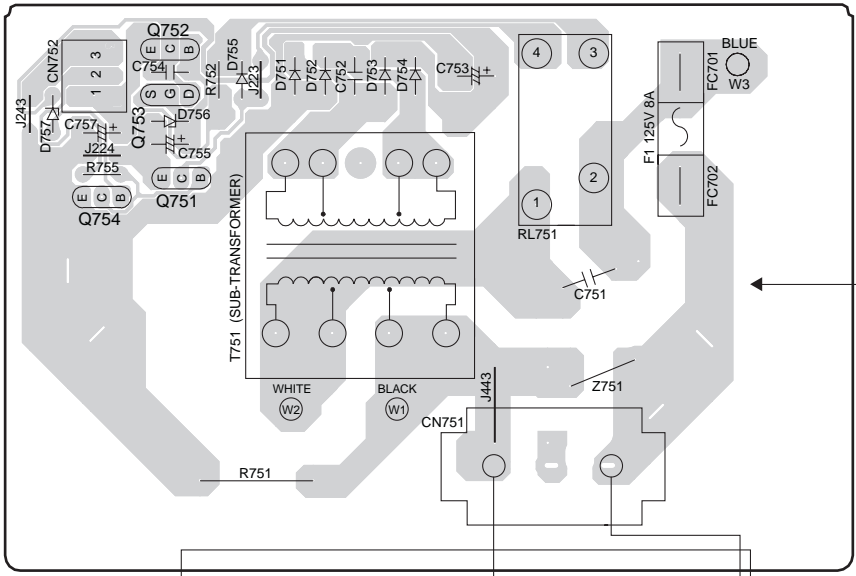
R TUNER MODULE P.C.B. (RAN0001MM)



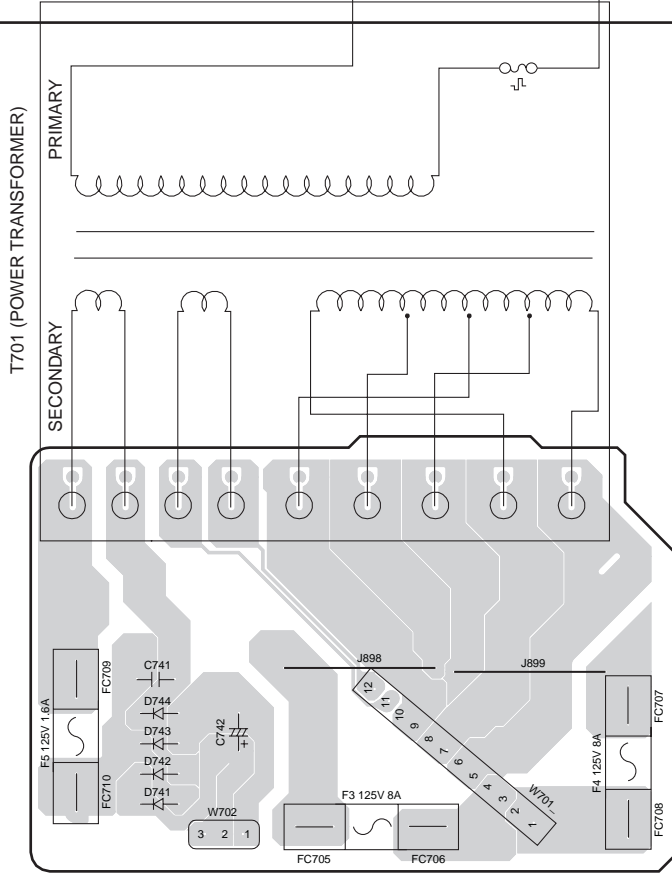
A B C D E F G

1
2
3
4
5
6
7
8
9

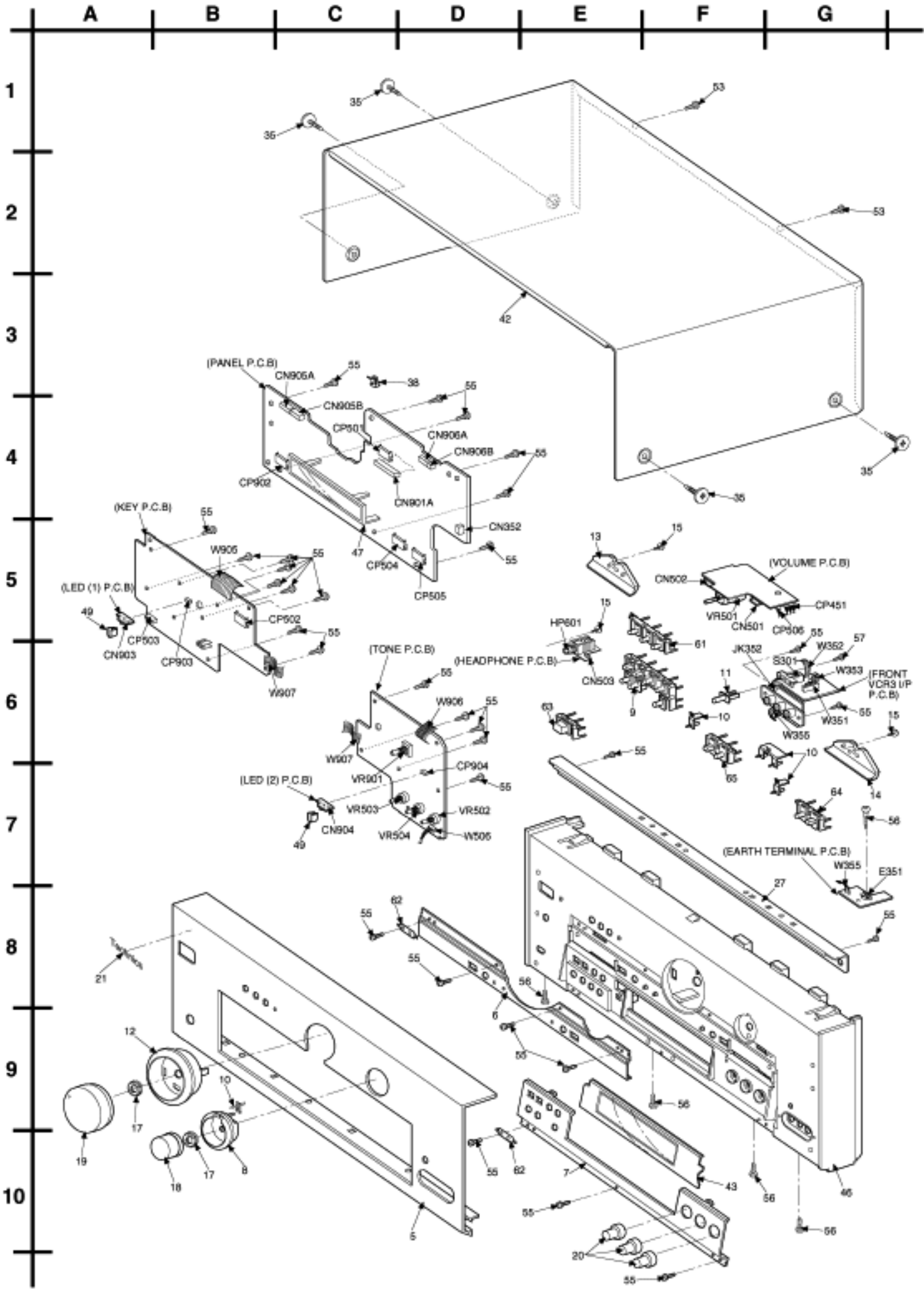
L POWER P.C.B. (REP3021A-P)



CAUTION
RISK ELECTRIC SHOCK
AC VOLTAGE LINE. PLEASE DO NOT
TOUCH THIS P.C.B.

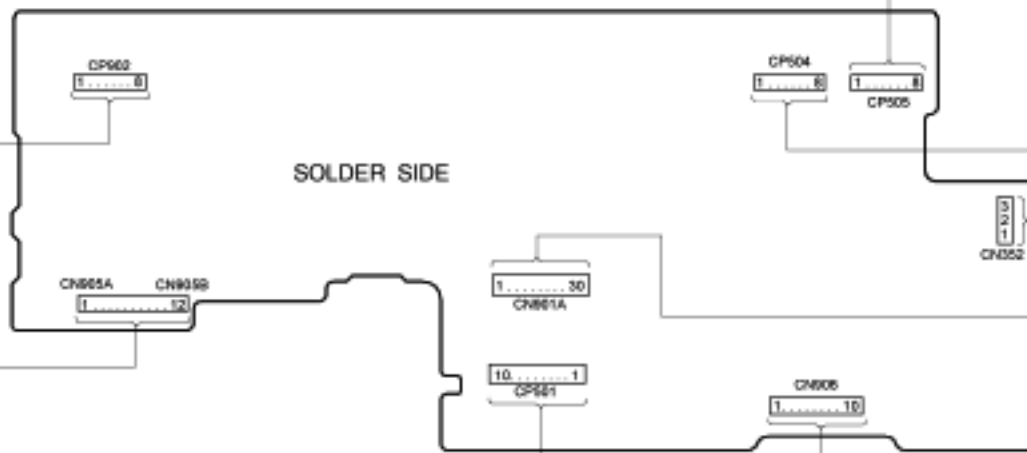
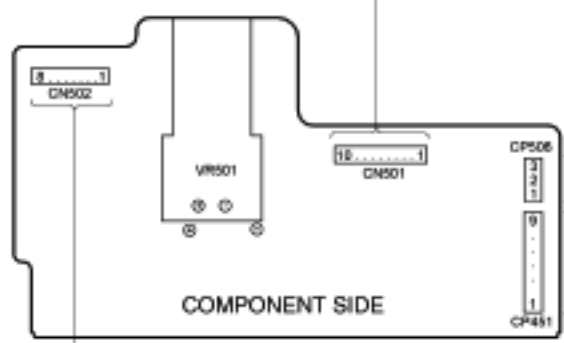
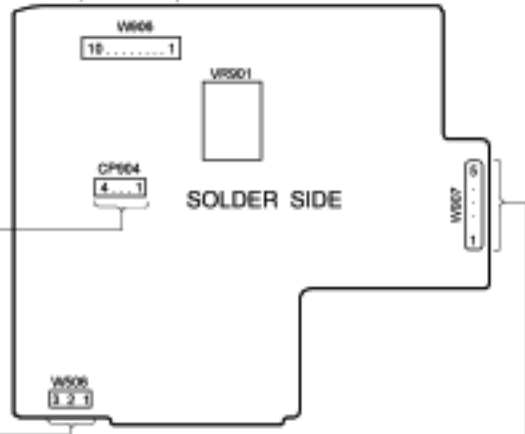
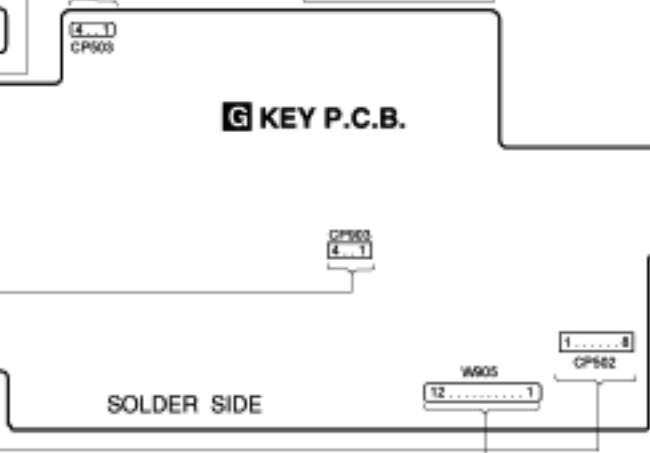
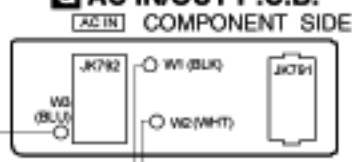
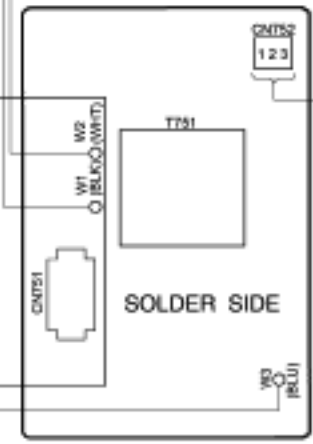
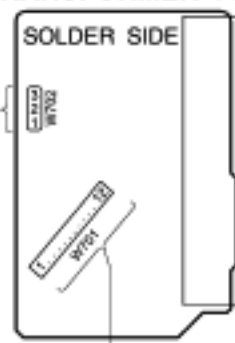


M TRANSFORMER P.C.B. (REP3019A-M)



C PANEL P.C.B.

SOLDER SIDE

**I VOLUME P.C.B.****T LED2 P.C.B.****H TONE P.C.B.****J HEADPHONES JACK P.C.B.****G KEY P.C.B.****S LED1 P.C.B.****Q AC IN/OUT P.C.B.****M TRANSFORMER P.C.B.****L POWER P.C.B.**

Note:
 Colour
 WHT... WHITE
 BLK... BLACK
 BLU... BLUE
 ORG... ORANGE
 GRY... GRAY
 BRN... BROWN

